

Axial Lead Fuse, 6.3x32 mm, 500 VAC, 400 VDC, 1-10 A, High Breaking Capacity up to 3500 A

new



UL 248-14 · 500 VAC · Time-Lag T

See below:

[Approvals and Compliances](#)

Description

- 6.3 x 32 mm fuses for primary protection
- Also available as cartridge fuse
- 400 VDC pending for 5, 6.3, 8 A

Unique Selling Proposition

- High rated voltages up to 500 VAC / 400 VDC
- High breaking capacity up to 3500 A
- Suitable for pulse-shaped continuous currents
- Useable for commercial cooking appliances according UL 197

Applications

- 3-phase applications
- DC applications
- Photovoltaic
- Frequency converter
- Power electronics
- Commercial cooking appliances

References


[Packaging Details](#)

Weblinks

[pdf datasheet](#), [html-datasheet](#), [General Product Information](#), [Packaging details](#), [Distributor-Stock-Check](#), [Detailed request for product](#), [Microsite](#)

[Application Note Primary Protection in Equipment](#) with further information on increased [Pulse Strength](#) and their test conditions according to international standards see [Impulse Withstand Voltage](#)

Technical Data

Rated Voltage	500VAC, 63 - 400 VDC	Solderability	245 °C / 3 sec acc. to IEC 60068-2-58, Test Td
Rated current	1 - 10A	Resistance to Soldering Heat	260 °C / 10 sec acc. to IEC 60068-2-58, Test Td
Breaking Capacity	3500A - 20kA		
Characteristic	Time-Lag T		
Mounting	Solder, THT		
Admissible Ambient Air Temp.	-40 °C to 85 °C		
Climatic Category	40/085/21 acc. to IEC 60068-1		
Material: Tube	Ceramic		
Material: Endcaps	Nickel-Plated Copper Alloy		
Material: Axial Leads	Tin-Plated Copper		
Unit Weight	3.54 g		
Storage Conditions	0 °C to 60 °C, max. 70% r.h.		
Product Marking	 Type, Rated current, Rated Voltage, Characteristic, Breaking capacity, Approvals		


Approvals and Compliances

Detailed information on product approvals, code requirements, usage instructions and detailed test conditions can be looked up in [Details about Approvals](#)

Approvals



The approval mark is used by the testing authorities to certify compliance with the safety requirements placed on electronic products.

Approval Reference Type: SHT 6.3x32 Pigtail

Approval Logo	Certificates	Certification Body	Description
	UL Approvals	UL	UL File Number: E41599


Product standards

Product standards that are referenced

Organization	Design	Standard	Description
	Designed according to	UL 248-14	Low voltage fuses - Part 14: Additional fuses
	Designed according to	CSA22.2 No. 248.14	Low-Voltage Fuses - Part 14: Supplemental Fuses





Application standards

Application standards where the product can be used


Organization	Design	Standard	Description
	Designed for applications acc.	IEC/UL 60950	IEC 60950-1 includes the basic requirements for the safety of information technology equipment.

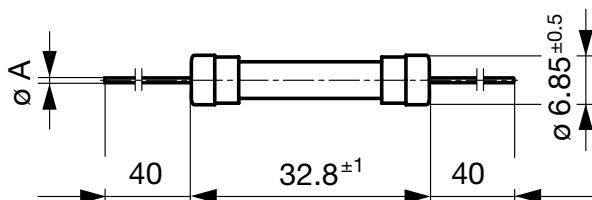
Compliances

The product complies with following Guide Lines

Identification	Details	Initiator	Description
	CE declaration of conformity	SCHURTER AG	The CE marking declares that the product complies with the applicable requirements laid down in the harmonisation of Community legislation on its affixing in accordance with EU Regulation 765/2008.
	RoHS	SCHURTER AG	EU Directive RoHS 2011/65/EU
	China RoHS	SCHURTER AG	The law SJ / T 11363-2006 (China RoHS) has been in force since 1 March 2007. It is similar to the EU directive RoHS.
	REACH	SCHURTER AG	On 1 June 2007, Regulation (EC) No 1907/2006 on the Registration, Evaluation, Authorization and Restriction of Chemicals 1 (abbreviated as "REACH") entered into force.

Dimension [mm]

 6.3 mm

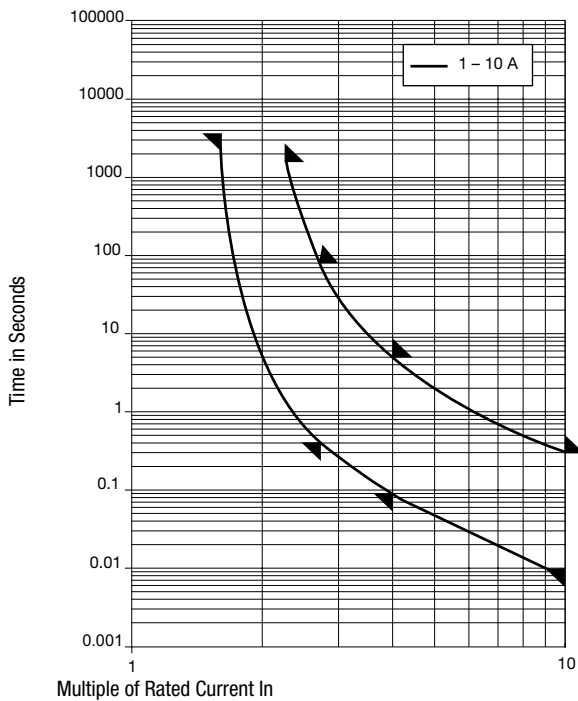


ØA = 0.8 mm

Pre-Arcing Time

Rated Current In	1.5 x In min.	2.1 x In max.	2.75 x In min.	2.75 x In max.	4.0 x In min.	4.0 x In max.	10.0 x In min.	10.0 x In max.
1 A - 10 A	60 min	30 min	400 ms	80 s	95 ms	5 s	10 ms	300 ms

Time-Current-Curves



All Variants

Rated Current [A]	Rated Voltage [VAC]	Rated Voltage [VDC]	Breaking Capacity	Voltage Drop 1.0 I _n max. [mV]	Power Dissipation 1.5 I _n max. [mW]	Melting I ² t 10.0 Intyp. [A ² s]	Order Number
1	500	400	1)	350	900	1.55	8020.5011.PT
1.25	500	400	1)	300	1000	3.15	8020.5012.PT
1.6	500	400	1)	200	1100	5.4	8020.5013.PT
2	500	400	1)	180	1200	10.5	8020.5014.PT
2.5	500	400	1)	160	1300	20	8020.5015.PT
3.15	500	400	1)	150	1400	39	8020.5016.PT
4	500	400	1)	140	1500	71.4	8020.5017.PT
5	500	63	3)	135	2200	271	8020.5018.PT
6.3	500	63	3)	110	2200	225	8020.5019.PT
8	500	63	3)	110	2600	285	8020.5020.PT
10	500	400	2)	100	3000	700	8020.5021.PT

Most Popular.

Availability for all products can be searched real-time: <https://www.schurter.com/en/Stock-Check/Stock-Check-SCHURTER>

- 1) 1500 A @ 500 VAC, cos φ = 0.99 - 1
 1500 A @ 250 VAC, cos φ = 0.7 - 0.8
 10 kA @ 125 VAC, cos φ = 0.7 - 0.8
 1500 A @ 400 VDC
 20 kA @ 63 VDC
- 2) 1500 A @ 500 VAC, cos φ = 0.99 - 1
 1500 A @ 250 VAC, cos φ = 0.7 - 0.8
 10 kA @ 125 VAC, cos φ = 0.7 - 0.8
 1000 A @ 400 VDC
 20 kA @ 63 VDC

Rated Current [A]	Rated Voltage [VAC]	Rated Voltage [VDC]	Breaking Capacity	Voltage Drop 1.0 In max. [mV]	Power Dissipation 1.5 I _n max. [mW]	Melting Pt 10.0 Intyp. [A ² s]	Order Number
3)	1500 A @ 500 VAC, cos φ = 0.99 - 1						
	3500 A @ 250 VAC, cos φ = 0.7 - 0.8						
	10 kA @ 125 VAC, cos φ = 0.7 - 0.8						
	20 kA @ 63 VDC						
	1500 A @ 400 VDC pending						
Packaging Unit		Bulk (1000 pcs.)					