

Printed-circuit board connector - FRONT-MSTB 2,5/ 6-STF - 1779686

Please be informed that the data shown in this PDF Document is generated from our Online Catalog. Please find the complete data in the user's documentation. Our General Terms of Use for Downloads are valid (<http://download.phoenixcontact.com>)

Plug component, Nominal current: 12 A, Rated voltage (III/2): 320 V, Number of positions: 6, Pitch: 5 mm, Connection method: Screw connection, Color: green, Contact surface: Tin




The figure shows a 10-position version of the product

Product Features

- With front screw connection
- Plug-in direction parallel to the conductor axis
- For larger numbers of positions up to 24-pos., visit: www.phoenixcontact.net/products



Key commercial data

Packing unit	1 PCE
Minimum order quantity	50 PCE
GTIN	 4 017918 040376
Custom tariff number	85366990
Country of origin	GERMANY

Technical data

Dimensions / positions

Pitch	5 mm
Dimension a	25 mm
Number of positions	6
Screw thread	M2,5
Tightening torque, min	0.5 Nm
Tightening torque max	0.6 Nm

Technical data

Printed-circuit board connector - FRONT-MSTB 2,5/ 6-STF - 1779686

Technical data

Technical data

Range of articles	FRONT-MSTB 2,5/..-STF
Insulating material group	I
Rated surge voltage (III/3)	4 kV
Rated surge voltage (III/2)	4 kV
Rated surge voltage (II/2)	4 kV
Rated voltage (III/2)	320 V
Rated voltage (II/2)	630 V
Connection in acc. with standard	EN-VDE
Nominal current I_N	12 A
Nominal voltage U_N	250 V
Nominal cross section	2.5 mm ²
Maximum load current	12 A
Insulating material	PA
Inflammability class according to UL 94	V0
Internal cylindrical gage	A3
Stripping length	10 mm
Nominal voltage, UL/CUL Use Group B	300 V
Nominal current, UL/CUL Use Group B	15 A
Nominal voltage, UL/CUL Use Group D	300 V
Nominal current, UL/CUL Use Group D	15 A

Connection data

Conductor cross section solid min.	0.34 mm ²
Conductor cross section solid max.	2.5 mm ²
Conductor cross section stranded min.	0.2 mm ²
Conductor cross section stranded max.	2.5 mm ²
Conductor cross section stranded, with ferrule without plastic sleeve min.	0.25 mm ²
Conductor cross section stranded, with ferrule without plastic sleeve max.	2.5 mm ²
Conductor cross section stranded, with ferrule with plastic sleeve min.	0.25 mm ²
Conductor cross section stranded, with ferrule with plastic sleeve max.	2.5 mm ²
Conductor cross section AWG/kcmil min.	24
Conductor cross section AWG/kcmil max	12
2 conductors with same cross section, solid min.	0.2 mm ²
2 conductors with same cross section, solid max.	1 mm ²
2 conductors with same cross section, stranded min.	0.2 mm ²
2 conductors with same cross section, stranded max.	1.5 mm ²
2 conductors with same cross section, stranded, ferrules without plastic sleeve, min.	0.25 mm ²

Printed-circuit board connector - FRONT-MSTB 2,5/ 6-STF - 1779686

Technical data

Connection data

2 conductors with same cross section, stranded, ferrules without plastic sleeve, max.	1 mm ²
2 conductors with same cross section, stranded, TWIN ferrules with plastic sleeve, min.	0.5 mm ²
2 conductors with same cross section, stranded, TWIN ferrules with plastic sleeve, max.	1.5 mm ²
Minimum AWG according to UL/CUL	30
Maximum AWG according to UL/CUL	12

Classifications

ETIM

ETIM 3.0	EC001121
ETIM 4.0	EC002638
ETIM 5.0	EC002638

UNSPSC

UNSPSC 11	39121409
UNSPSC 12.01	39121409
UNSPSC 13.2	39121409
UNSPSC 6.01	30211810
UNSPSC 7.0901	39121409

eCl@ss

eCl@ss 4.0	272607xx
eCl@ss 4.1	27260701
eCl@ss 5.0	27260701
eCl@ss 5.1	27260701
eCl@ss 6.0	27260704
eCl@ss 7.0	27440402

Approvals

Approvals

Approvals

CSA / UL Recognized / VDE Gutachten mit Fertigungsüberwachung / cUL Recognized / GOST / GL / IECCEB Scheme / GOST / CCA / cULus Recognized


Printed-circuit board connector - FRONT-MSTB 2,5/ 6-STF - 1779686


Approvals


Ex Approvals


Approvals submitted

Approval details

CSA 		
	B	D
mm ² /AWG/kcmil	22-12	22-12
Nominal current I _N	10 A	10 A
Nominal voltage U _N	300 V	300 V

UL Recognized 		
	B	D
mm ² /AWG/kcmil	30-12	30-12
Nominal current I _N	15 A	10 A
Nominal voltage U _N	300 V	300 V

VDE Gutachten mit Fertigungsüberwachung 	
mm ² /AWG/kcmil	0.34-2.5
Nominal current I _N	12 A
Nominal voltage U _N	250 V

cUL Recognized 		
	B	D
mm ² /AWG/kcmil	30-12	30-12
Nominal current I _N	15 A	10 A
Nominal voltage U _N	300 V	300 V

Printed-circuit board connector - FRONT-MSTB 2,5/ 6-STF - 1779686

Approvals

GOST

GL	
mm ² /AWG/kcmil	2,5
Nominal current I _N	8 A
Nominal voltage U _N	250 V

IECEE CB Scheme	
mm ² /AWG/kcmil	0.34-2.5
Nominal current I _N	12 A
Nominal voltage U _N	250 V

GOST

CCA	
mm ² /AWG/kcmil	0.34-2.5
Nominal current I _N	12 A
Nominal voltage U _N	250 V

cULus Recognized

Accessories

Accessories

Assembly

Printed-circuit board connector - FRONT-MSTB 2,5/ 6-STF - 1779686

Accessories

Accessories - FRONT-MSTB-EW - 1763058



Removal aid, for FRONT-MSTB, facilitates extraction of several plugs mounted behind each other

Bridges

Insertion bridge - EBL 10- 5 - 2303132



Insertion bridge, Number of positions: 10, Color: gray

Insertion bridge - EBL 2- 5 - 2303145



Insertion bridge, Number of positions: 2, Color: gray

Marking

Marker cards - SK 5/3,8:FORTL.ZAHLEN - 0804183



Marker cards, Card, white, labeled, Horizontal: Consecutive numbers 1 - 10, 11 - 20, etc. up to 91 - (99)100, Mounting type: Adhesive, For terminal block width: 5 mm

Plug/Adapter

Printed-circuit board connector - FRONT-MSTB 2,5/ 6-STF - 1779686

Accessories

Coding profile - CP-MSTB - 1734634

Coding profile, is inserted into the slot on the plug or inverted header, red insulating material



Tools

Phillips-screwdriver - SZS 0,6X3,5 - 1205053



Actuation tool, for ST terminal blocks, insulated, also suitable for use as a bladed screwdriver, size: 0.6 x 3.5 x 100 mm, 2-component grip, with non-slip grip

Additional products

Base strip - DFK-MSTB 2,5/ 6-GF - 0710060



Plug component, Nominal current: 12 A, Rated voltage (III/2): 320 V, Number of positions: 6, Pitch: 5 mm, Connection method: Solder/Slip-on connection, Color: green, Contact surface: Tin, Assembly: Direct mounting

Base strip - MSTBV 2,5/ 6-GF - 1776922



Header, Nominal current: 12 A, Rated voltage (III/2): 320 V, Number of positions: 6, Pitch: 5 mm, Color: green, Contact surface: Tin, Assembly: Soldering

Base strip - MDSTB 2,5/ 6-GF - 1846739



Header, Nominal current: 10 A, Rated voltage (III/2): 320 V, Number of positions: 6, Pitch: 5 mm, Color: green, Contact surface: Tin, Assembly: Soldering, The article can be aligned to create different nos. of positions! In combination with MVSTB or FKCV plug components, both an MVSTBW (or FKCVW) and an MVSTBR plug (or FKCVR) must be used. Combination with TMSTBP plug components is not possible!

Printed-circuit board connector - FRONT-MSTB 2,5/ 6-STF - 1779686

Accessories

Base strip - EMSTB 2,5/ 6-GF - 1900112

Header, Nominal current: 12 A, Rated voltage (III/2): 320 V, Number of positions: 6, Pitch: 5 mm, Color: green, Contact surface: Tin, Assembly: Press-in



Base strip - EMSTBV 2,5/ 6-GF - 1915107

Header, Nominal current: 12 A, Rated voltage (III/2): 320 V, Number of positions: 6, Pitch: 5 mm, Color: green, Contact surface: Tin, Assembly: Press-in



Base strip - MDSTBV 2,5/ 6-GF - 1846124

Header, Nominal current: 10 A, Rated voltage (III/2): 320 V, Number of positions: 6, Pitch: 5 mm, Color: green, Contact surface: Tin, Assembly: Soldering, The article can be aligned to create different nos. of positions! In combination with MVSTB or FKCV plug components, both an MVSTBW (or FKCVW) and an MVSTBR plug (or FKCVR) must be used. Combination with TMSTBP plug components is not possible!



Base strip - MSTB 2,5/ 6-GF - 1776731

Header, Nominal current: 12 A, Rated voltage (III/2): 320 V, Number of positions: 6, Pitch: 5 mm, Color: green, Contact surface: Tin, Assembly: Soldering



Drawings

Printed-circuit board connector - FRONT-MSTB 2,5/ 6-STF - 1779686

Dimensioned drawing

