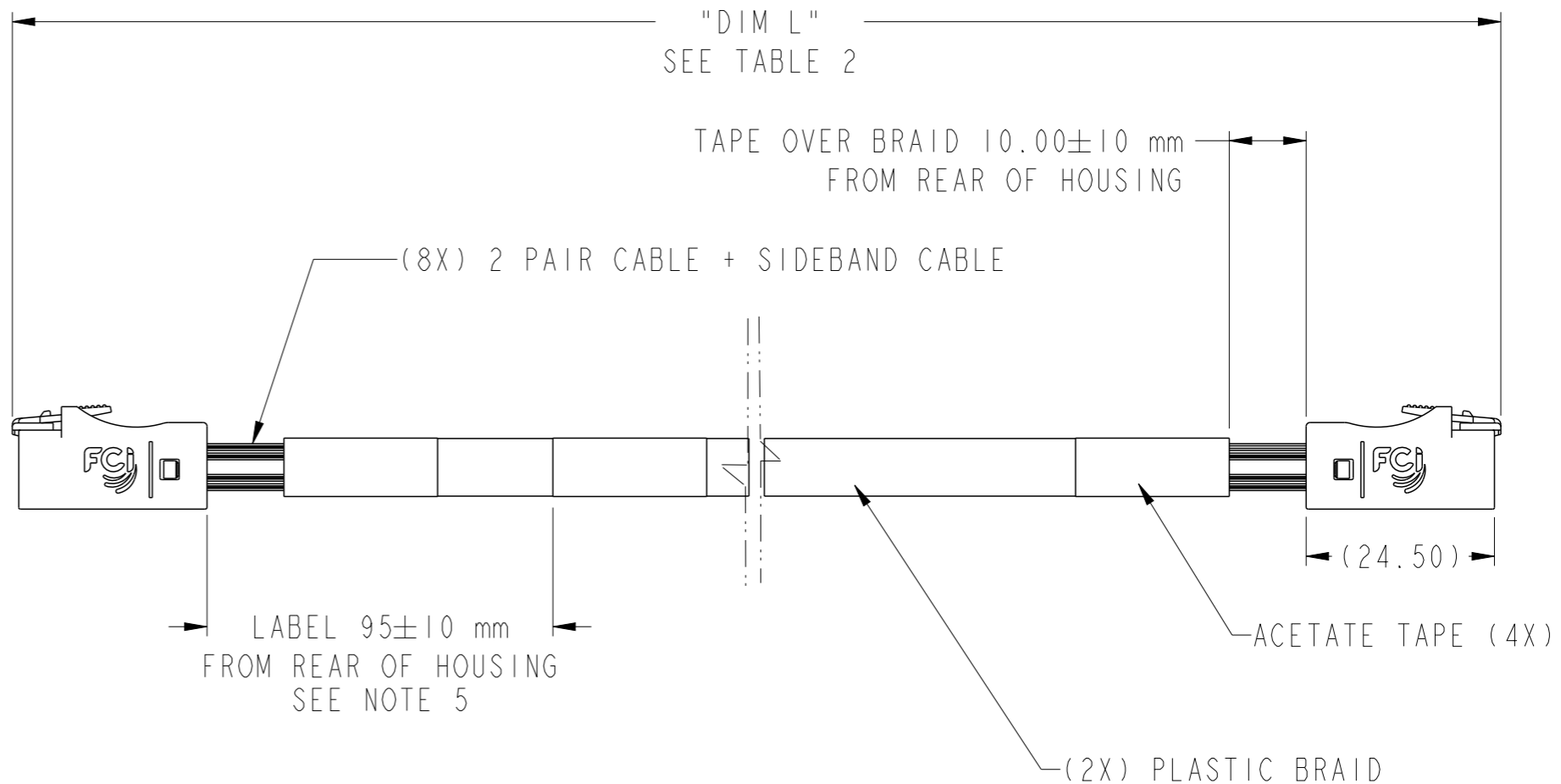

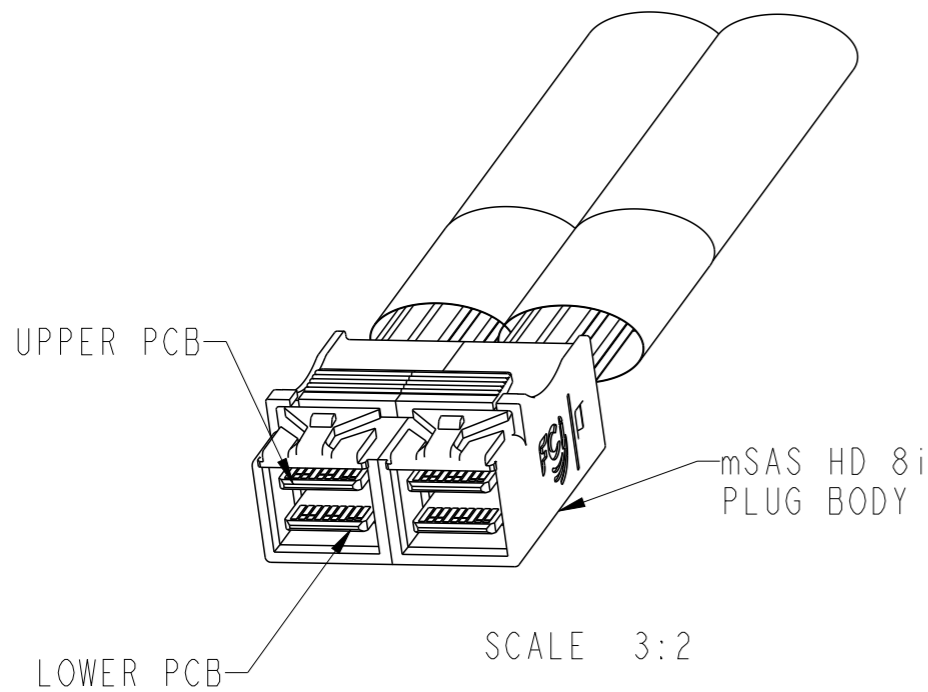


FCI PART NUMBER	DESCRIPTION	NOTES
10120089-XXXXLF	CONTROLLER TO CONTROLLER CONFIGURATION	SEE TABLE 1



spec ref	-	dr	S Paulpandian	2012/08/03	projection	mm	size	A3	scale	1:1
tolerance std	ISO 406 ISO 1101	eng	Jason Gu	2013/05/16			ecn no	-	rel level	Released
TOLERANCES UNLESS OTHERWISE SPECIFIED		chr	Kevin Bai	2013/05/19						
surface	ISO 1302	appr	Roger Cheng	2013/05/19			dwg no	10120089	rev	C
	linear	0.X	±0.3		title mSAS HD INTERNAL (8i) CABLE ASSEMBLY- 12 Gb/s					
		0.XX	±0.10		www.fci.com					
	angular	0°	±2°		cat. no. -					
Product - Customer Drw							sheet 1 of 4			

FCI PART NUMBER	DESCRIPTION	NOTES
10120089-XXXXLF	CONTROLLER TO CONTROLLER CONFIGURATION	SEE TABLE 1

TABLE 1 - CABLE PART NUMBER LIST			
PART NUMBER	"DIM L" CABLE LENGTH (METERS)	AWG	NOTES
10120089-2030LF	0.3	30	CONTROLLER TO CONTROLLER WIRING CONFIGURATION (SHEET 2) ----- (SEE SHEET 3 FOR ALL NOTES)
10120089-2040LF	0.4	30	
10120089-2050LF	0.5	30	
10120089-2060LF	0.6	30	
10120089-2070LF	0.7	30	
10120089-2080LF	0.8	30	
10120089-2090LF	0.9	30	
10120089-2100LF	1.0	30	

NOTE:

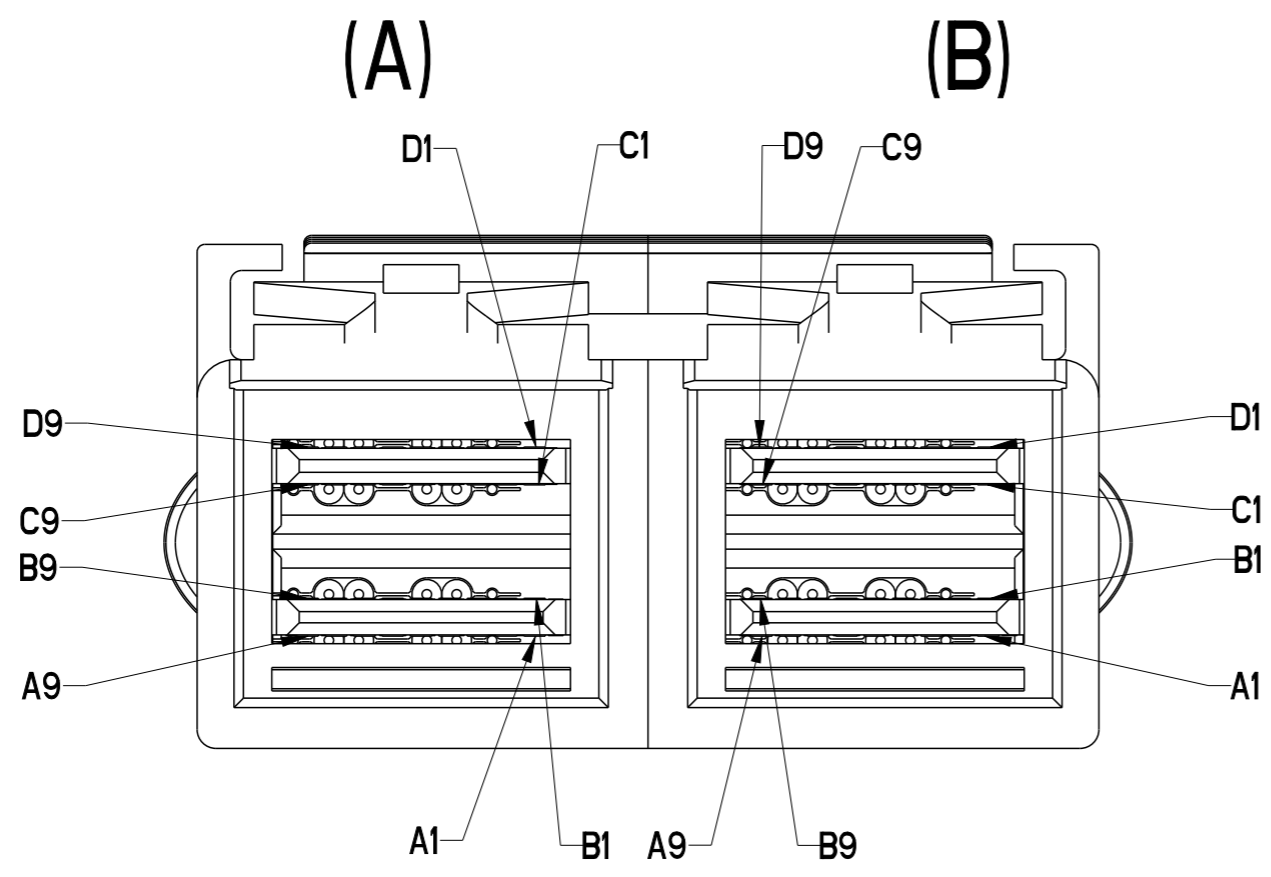
- ALL CABLE PERFORMANCE COMPLIANT SAS3.0 $\triangle C$
- CABLE MORE THAN 1M COULD NOT MEET SAS3.0 INSERTION LOSS -11dB MAX. $\triangle C$

spec ref	-	dr	S Paulpandian	2012/08/03	projection	mm	size	A3	scale	1:1	
tolerance std	ISO 406 ISO 1101	eng	Jason Gu	2013/05/16		← →	ecn no	ELX-N-14782-1			
	TOLERANCES UNLESS OTHERWISE SPECIFIED	chr	Kevin Bai	2013/05/19			product family	-	rel level	Released	
surface	✓	appr	Roger Cheng	2013/05/19	mSAS HD INTERNAL (8i) CABLE ASSEMBLY- 12 Gb/s		dwg no	10120089		rev	C
ISO 1302	linear	0.X	±0.3		www.fci.com	cat. no.	-	Product - Customer Drw	sheet 2 of 4		
		0.XX	±0.10								
	angular	0°	±2°								



FCI PART NUMBER	DESCRIPTION	NOTES
10120089-XXXXLF	CONTROLLER TO CONTROLLER CONFIGURATION	SEE TABLE 1

P1-(A) TO P2-(A)
P1-(B) TO P2-(B)



SCALE 5:1

LEGEND	
	HIGH-SPEED SERIAL DIFFERENTIAL PAIRS
	SIGNAL RETURN
	SIDEBAND SIGNAL

WIRING LIST (CONTROLLER TO CONTROLLER)				
END P1 (CONTROLLER)			END P2 (CONTROLLER)	
POSITION	SYMBOL		POSITION	SYMBOL
D9	GROUND	-----	B9	GROUND
D8	Tx2-		B8	Rx2-
D7	Tx2+		B7	Rx2+
D6	GROUND	-----	B6	GROUND
D5	Tx0-		B5	Rx0-
D4	Tx0+		B4	Rx0+
D3	GROUND	-----	B3	GROUND
D2	SIDEBAND 6		B2	SIDEBAND 1
D1	SIDEBAND 5		C2	SIDEBAND 2
C1	SIDEBAND 4		B1	SIDEBAND 3
C2	SIDEBAND 2		D1	SIDEBAND 5
C3	GROUND	-----	A3	GROUND
C4	Tx1+		A4	Rx1+
C5	Tx1-		A5	Rx1-
C6	GROUND	-----	A6	GROUND
C7	Tx3+		A7	Rx3+
C8	Tx3-		A8	Rx3-
C9	GROUND	-----	A9	GROUND
B9	GROUND	-----	D9	GROUND
B8	Rx2-		D8	Tx2-
B7	Rx2+		D7	Tx2+
B6	GROUND	-----	D6	GROUND
B5	Rx0-		D5	Tx0-
B4	Rx0+		D4	Tx0+
B3	GROUND	-----	D3	GROUND
B2	SIDEBAND 1		D2	SIDEBAND 6
B1	SIDEBAND 3		C1	SIDEBAND 4
A1	SIDEBAND 7		A2	SIDEBAND 0
A2	SIDEBAND 0		A1	SIDEBAND 7
A3	GROUND	-----	C3	GROUND
A4	Rx1+		C4	Tx1+
A5	Rx1-		C5	Tx1-
A6	GROUND	-----	C6	GROUND
A7	Rx3+		C7	Tx3+
A8	Rx3-		C8	Tx3-
A9	GROUND	-----	C9	GROUND

spec ref	-	dr	S Paulpandian	2012/08/03	projection	mm	size	A3	scale	2:1	
tolerance std	ISO 406 ISO 1101	eng	Jason Gu	2013/05/16		← →	ecn no	ELX-N-14782-1	rel level	Released	
TOLERANCES UNLESS OTHERWISE SPECIFIED		chr	Kevin Bai	2013/05/19							
surface	ISO 1302	appr	Roger Cheng	2013/05/19	product family	-	dwg no		10120089	rev	C
	linear	0.X	±0.3		title		mSAS HD INTERNAL (8i)		cat. no.	Product - Customer Drw	
		0.XX	±0.10		CABLE ASSEMBLY- 12 Gb/s		sheet 3 of 4				
	angular	0°	±2°		www.fci.com		PDS: Rev :C				



Copyright FCI.

NOTES:

1. MATERIAL:
HOUSINGS: MODIFIED POLYPHENYLENE ETHER
PADDLE CARD: PRINTED CIRCUIT SUBSTRATE
HEAT SHRINK TUBE: POLYOLEFIN
EPOXY LOCTITE
2. THIS PRODUCT MEETS THE RESTRICTION OF HAZARDOUS SUBSTANCES IN ELECTRICAL AND ELECTRONIC EQUIPMENT (RoHS) DIRECTIVE (2002/95/EC)
3. THIS DIMENSION IS A FINISHED PRODUCT LENGTH.
4. UNLESS OTHERWISE SPECIFIED ASSEMBLED LENGTH TOLERANCE IS TO BE:
"DIM L" < 1 METER = ±15mm
"DIM L" 1 METER TO 10 METERS = ± 2% OF "DIM L"
5. UNLESS OTHERWISE SPECIFIED LABEL POSITION IS TO BE 95mm FROM REAR OF PI CONNECTOR.
LABEL DETAILS:
MANUFACTURER CODE OR NAME COUNTRY OF ORIGIN
CUSTOMER P/N OR FCI P/N
REVISION
DATE CODE (YYYY/MM/DD FORMAT) - SERIAL NUMBER

FONT SHALL BE CLEARLY VISIBLE AND BLACK IN COLOR.
6. ALL CABLE ASSEMBLIES SHALL BE 100% TESTED FOR CONTINUITY AS DEFINED IN WIRING LIST.
7. ALL CABLE ASSEMBLIES SHALL BE 100% HI-POT TESTED BY APPLYING 300V DC FOR A MINIMUM OF 10ms.
8. IMPEDANCE: 100Ω DIFFERENTIAL.
9. OTHER TESTING PERFORMED AS REQUIRED BY PRODUCT SPECIFICATION: GS-12-650.
10. PACKAGE AND LABEL CABLE ASSEMBLIES PER GS-14-1272.
11. A "△" SYMBOL WILL BE NEXT TO ANY DIMENSION, VIEW, OR NOTE WHICH HAS BEEN MODIFIED WITH THE CURRENT DRAWING REVISION. THE CURRENT REVISION WILL BE SHOWN IN THE SYMBOL.
12. "HLF" PRODUCT NUMBERS DESIGNATE THE USE OF HALOGEN FREE RAW CABLE.
13. HALOGEN FREE RAW CABLE CAN BE USED AS A SUBSTITUTE ON NON-HF PRODUCT NUMBERS.
14. PART NUMBER/SUPPLIER SUBSTITUTION IS NOT ALLOWED.
15. THIS PRODUCT CONFORMS TO THE MECHANICAL DIMENSIONING AND ELECTRICAL REQUIREMENTS OF THE SFF-8643 SPECIFICATION.



spec ref -		dr	S Paulpandian	2012/08/03	projection	mm	size	A3	scale	2:1
tolerance std		eng	Jason Gu	2013/05/16		← →	ecn no		ELX-N-14782-1	
ISO 406 ISO 1101		chr	Kevin Bai	2013/05/19			rel level		Released	
surface	- / ✓	linear	0.X	±0.3		mSAS HD INTERNAL (8i)	dwg no	10120089	rev	C
			0.XX	±0.10						
0.XXX	±0.005									
ISO 1302		angular	0°	±2°	www.fci.com	cat. no.	-	Product - Customer Drw	sheet 4 of 4	



Copyright FCI.