

D2E097-BI56-02

AC centrifugal fan

forward curved, dual inlet
with housing (without flange)

ebm-papst Mulfingen GmbH & Co. KG

Bachmühle 2 · D-74673 Mulfingen

Phone +49 7938 81-0

Fax +49 7938 81-110

info1@de.ebmpapst.com

www.ebmpapst.com

Limited partnership · Headquarters Mulfingen

County court Stuttgart · HRA 590344

General partner Elektrobau Mulfingen GmbH · Headquarters Mulfingen

County court Stuttgart · HRB 590142

Nominal data

Type	D2E097-BI56-02		
Motor	M2E052-CA		
Phase		1~	1~
Nominal voltage	VAC	230	230
Frequency	Hz	50	60
Type of data definition		fa	fa
Valid for approval / standard		CE	CE
Speed	min ⁻¹	1950	1850
Power input	W	87	100
Current draw	A	0.39	0.45
Motor capacitor	µF	2	2
Capacitor voltage	VDB	400	400
Min. back pressure	Pa	0	0
Max. ambient temperature	°C	40	35

ml = max. load · me = max. efficiency · fa = running at free air · cs = customer specs · cu = customer unit
Subject to alterations



AC centrifugal fan

forward curved, dual inlet
with housing (without flange)

Technical features

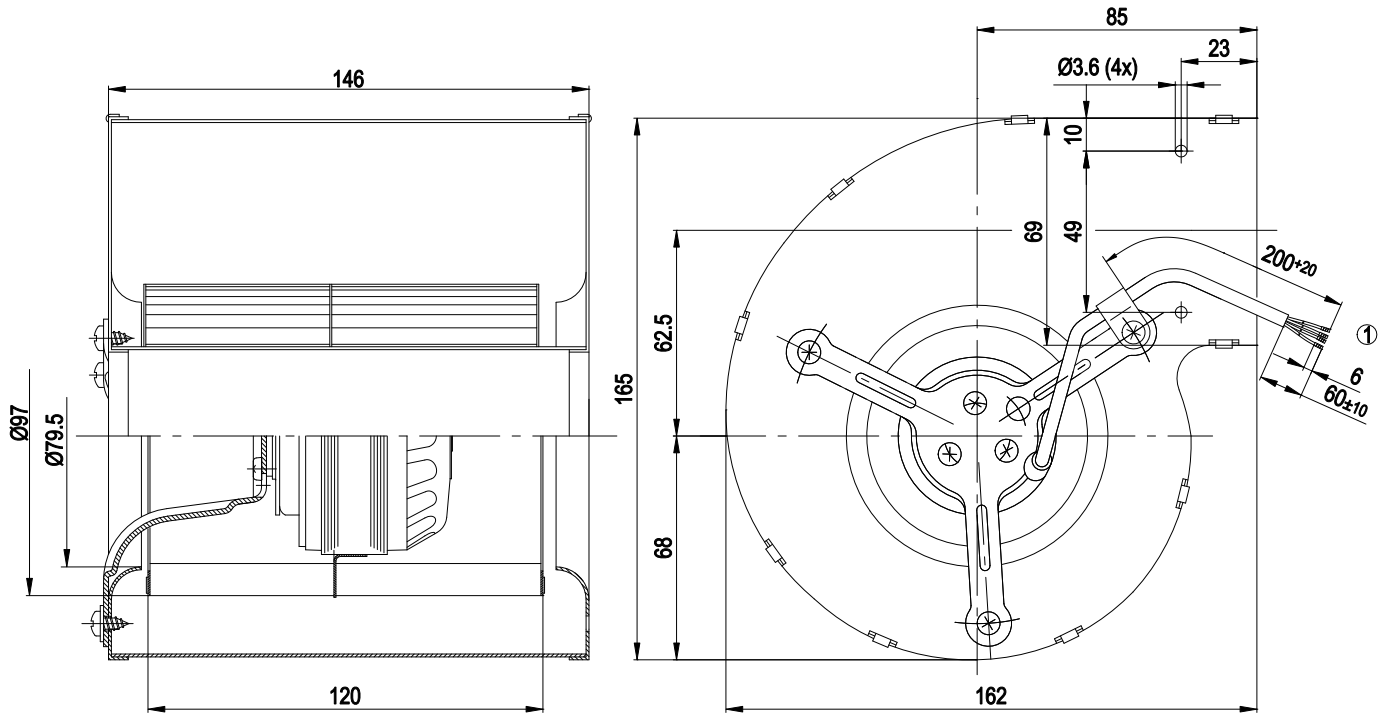
Mass	1.5 kg
Size	97 mm
Surface of rotor	Partially cast in aluminium
Material of impeller	Sheet steel, hot-galvanised
Housing material	Sheet steel, hot-galvanised
Direction of rotation	Counter-clockwise, seen on rotor
Type of protection	IP 20
Insulation class	"B"
Max. permissible ambient motor temp. (transp./ storage)	+ 80 °C
Min. permissible ambient motor temp. (transp./storage)	- 40 °C
Mounting position	Any
Condensate discharge holes	None
Operation mode	S1
Motor bearing	Ball bearing
Touch current acc. IEC 60990 (measuring network Fig. 4, TN system)	< 0.75 mA
Motor protection	Thermal overload protector (TOP) wired internally
Protection class	I (if protective earth is connected by customer)
Product conforming to standard	EN 60335-1; CE
Approval	CCC; GOST



AC centrifugal fan

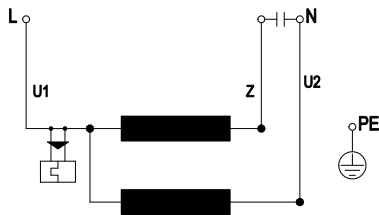
forward curved, dual inlet
with housing (without flange)

Product drawing



1 Connection line PVC 4G 0.5 mm², 4 x brass lead tips crimped

Connection screen



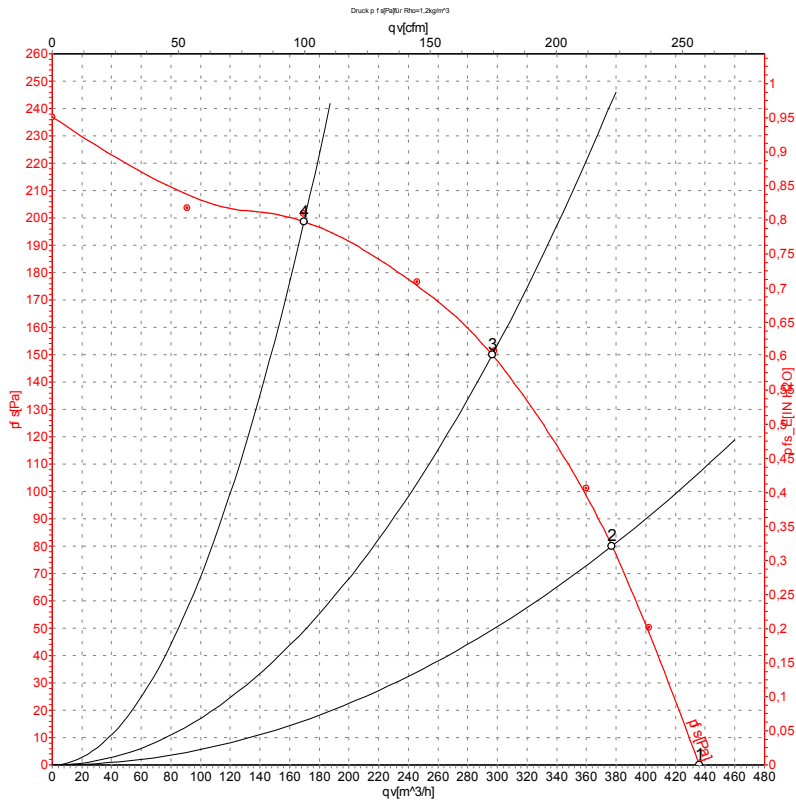
U1	blue	Z	brown	U2	black
PE	green/yellow				



AC centrifugal fan

forward curved, dual inlet
with housing (without flange)

Charts: Air flow 50 Hz



Measurement: LU-34651

Air performance measured as per ISO 5801 Installation category A. For detailed information on the measuring set-up, please contact ebm-papst. Suction-side noise levels: L_{WA} measured as per ISO 13347 / L_{pA} measured with 1m distance to fan axis. The values given are valid under the measuring conditions mentioned above and may vary according to the actual installation situation. With any deviation from the standard set-up, the specific values have to be checked and reviewed with the unit installed.

Measured values

	U	f	n	P _e	I	qv	p _{fs}
	V	Hz	min ⁻¹	W	A	m ³ /h	Pa
1	230	50	1950	87	0.39	435	0
2	230	50	2235	81	0.35	375	80
3	230	50	2470	73	0.32	295	150
4	230	50	2710	67	0.31	170	200

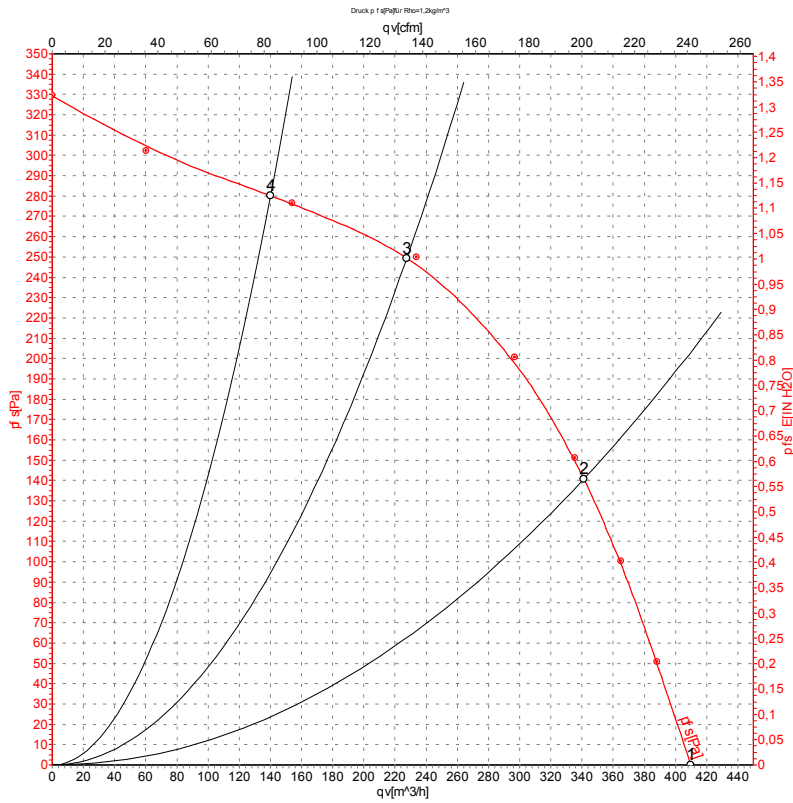
U = Supply voltage · f = Frequency · n = Speed · P_e = Power input · I = Current draw · qv = Air flow · p_{fs} = Pressure increase



AC centrifugal fan

forward curved, dual inlet
with housing (without flange)

Charts: Air flow 60 Hz



Measurement: LU-34652

Air performance measured as per ISO 5801 Installation category A. For detailed information on the measuring set-up, please contact ebm-papst. Suction-side noise levels: L_{wA} measured as per ISO 13347 / L_{pA} measured with 1m distance to fan axis. The values given are valid under the measuring conditions mentioned above and may vary according to the actual installation situation. With any deviation from the standard set-up, the specific values have to be checked and reviewed with the unit installed.

Measured values

	U	f	n	P _e	I	qv	P _{fs}
	V	Hz	min ⁻¹	W	A	m³/h	Pa
1	230	60	1850	100	0.45	410	0
2	230	60	2500	93	0.40	340	140
3	230	60	2995	81	0.35	230	250
4	230	60	3210	74	0.32	140	280

U = Supply voltage · f = Frequency · n = Speed · P_e = Power input · I = Current draw · qv = Air flow · P_{fs} = Pressure increase

