

Sensor/actuator cable - SAC-4P-M12FS-2L/.../... - 1696976

Please be informed that the data shown in this PDF Document is generated from our Online Catalog. Please find the complete data in the user's documentation. Our General Terms of Use for Downloads are valid (<http://phoenixcontact.com/download>)



Sensor/actuator cable, 4-position, Variable cable type, free cable end, on Socket straight M12, A-coded, with 2 LEDs, cable length: Free input (0.2 ... 40.0 m)

Why buy this product

- ✓ Easy and safe: 100% electrically tested plug-in components
- ✓ Flexible solutions - configurable materials with variable cable types and cable lengths
- ✓ Convenient: increased machine availability thanks to quick and easy diagnostics

RoHS

Key Commercial Data

| | |
|------------------------|--------|
| Packing unit | 1 STK |
| Minimum order quantity | 25 STK |

Technical data

Dimensions

| | |
|--------------------------------------------|-----------------------------|
| Length of cable | Free input (0.2 ... 40.0 m) |
| Stripping length of the free conductor end | 50 mm |

Ambient conditions

| | |
|---------------------------------|----------------------------------|
| Ambient temperature (operation) | -25 °C ... 90 °C (Plug / socket) |
| Degree of protection | IP65 |
| | IP67 |
| | IP68 |

General

| | |
|-----------------------|--------------|
| Rated current at 40°C | 4 A |
| Rated voltage | 24 V |
| | 24 V DC |
| Number of positions | 4 |
| Color handle area | transparent |
| Insulation resistance | ≥ 100 MΩ |
| Coding | A - standard |

Sensor/actuator cable - SAC-4P-M12FS-2L/.../... - 1696976

Technical data

General

| | |
|------------------------------|-------------------------------|
| Standards/regulations | M12 connector IEC 61076-2-101 |
| Status display | 2 LEDs |
| Protective circuit/component | Unwired |
| Overvoltage category | II |
| Degree of pollution | 3 |
| Insertion/withdrawal cycles | ≥ 100 |
| Torque | 0.4 Nm (M12 connector) |

Material

| | |
|----------------------------------------|---------------------------------------------|
| Flammability rating according to UL 94 | HB |
| Contact material | CuSn |
| Contact surface material | Ni/Au |
| Contact carrier material | TPU GF |
| Material of grip body | TPU, hardly inflammable, self-extinguishing |
| Material, knurls | Zinc die-cast, nickel-plated |
| Sealing material | NBR |

Line characteristics

| | |
|------|---------------------------------------------------------------------------------------------------------------------------------------------------------|
| Note | This item is a sensor/actuator cable with a freely selectable cable type. The technical data for all possible cable types is listed in the table below. |
|------|---------------------------------------------------------------------------------------------------------------------------------------------------------|

Standards and Regulations

| | |
|----------------------------------------|-----------------|
| Standard designation | M12 connector |
| Standards/regulations | IEC 61076-2-101 |
| Flammability rating according to UL 94 | HB |

PUR/PVC gray [100]

| | |
|-----------------------------------------------|--------------------------------|
| Cable type | PUR/PVC gray |
| Cable type (abbreviation) | 100 |
| Cable abbreviation | LiYY-11Y |
| Conductor cross section | 0.34 mm ² |
| AWG signal line | 22 |
| Conductor structure signal line | 42x 0.10 mm |
| Core diameter including insulation | 1.5 mm ±0.05 mm |
| Thickness, insulation | ≥ 0.3 mm (Core insulation) |
| | ≥ 0.38 mm (Outer cable sheath) |
| | approx. 0.35 mm (Inner sheath) |
| Wire colors | brown, white, blue, black |
| Overall twist | 4 wires, twisted |
| External sheath, color | gray RAL 7001 |
| External cable diameter D | 5.2 mm ±0.2 mm |
| Smallest bending radius, fixed installation | 52 mm |
| Smallest bending radius, movable installation | 52 mm |

Sensor/actuator cable - SAC-4P-M12FS-2L/.../... - 1696976

Technical data

PUR/PVC gray [100]

| | |
|---------------------------------|------------------------------------------------|
| Number of bending cycles | 2000000 |
| Bending radius | 52 mm |
| Traversing path | 5 m |
| Traversing rate | 3 m/s |
| Cable weight | 39 kg/km |
| Outer sheath, material | PUR |
| Material, inner sheath | PVC |
| Material conductor insulation | PVC |
| Conductor material | Bare Cu litz wires |
| Insulation resistance | ≥ 100 MΩ*km (at 20 °C) |
| Conductor resistance | max. 58 Ω/km (at 20 °C) |
| Nominal voltage, cable | ≤ 300 V |
| Test voltage, cable | ≥ 3000 V |
| Flame resistance | in accordance with DIN UL-Style 20549 |
| Ambient temperature (operation) | -25 °C ... 80 °C (cable, fixed installation) |
| | -5 °C ... 80 °C (cable, flexible installation) |

PUR/PVC yellow [140]

| | |
|-----------------------------------------------|----------------------------------|
| Cable type | PUR/PVC yellow |
| Cable type (abbreviation) | 140 |
| Cable abbreviation | LiYY-11Y |
| UL AWM style | 20549 |
| Conductor cross section | 0.34 mm ² |
| AWG signal line | 22 |
| Conductor structure signal line | 42x 0.10 mm |
| Core diameter including insulation | 1.5 mm ±0.05 mm |
| Thickness, insulation | approx. 0.3 mm (Core insulation) |
| | ≥ 0.38 mm (Outer cable sheath) |
| | approx. 0.35 mm (Inner sheath) |
| Wire colors | brown, white, blue, black |
| Overall twist | 4 wires, twisted |
| External sheath, color | yellow |
| External cable diameter D | 5.2 mm ±0.2 mm |
| Smallest bending radius, fixed installation | 52 mm |
| Smallest bending radius, movable installation | 52 mm |
| Number of bending cycles | 2000000 |
| Bending radius | 52 mm |
| Traversing path | 5 m |
| Traversing rate | 3 m/s |
| Cable weight | 39 kg/km |
| Outer sheath, material | PUR |

Sensor/actuator cable - SAC-4P-M12FS-2L/.../... - 1696976

Technical data

PUR/PVC yellow [140]

| | |
|---------------------------------|------------------------------------------------|
| Material, inner sheath | PVC |
| Material conductor insulation | PVC |
| Conductor material | Bare Cu litz wires |
| Insulation resistance | ≥ 1 GΩ*km (at 20 °C) |
| Conductor resistance | max. 58 Ω/km (at 20 °C) |
| Nominal voltage, cable | ≤ 300 V |
| Test voltage, cable | ≥ 3000 V |
| Flame resistance | in accordance with DIN UL-Style 20549 |
| Ambient temperature (operation) | -25 °C ... 80 °C (cable, fixed installation) |
| | -5 °C ... 80 °C (cable, flexible installation) |

PUR irradiated halogen-free orange [150]

| | |
|-----------------------------------------------|------------------------------------|
| Cable type | PUR irradiated halogen-free orange |
| Cable type (abbreviation) | 150 |
| Cable abbreviation | D12YSL11X-OB |
| Conductor cross section | 4x 0.34 mm ² |
| AWG signal line | 22 |
| Conductor structure signal line | 19x 0.15 mm |
| Core diameter including insulation | 1.05 mm ±0.05 mm (Signal line) |
| Wire colors | brown, white, blue, black |
| Overall twist | 4 wires, twisted |
| Length of twist, overall twist | 27 mm |
| External sheath, color | orange RAL 2003 |
| External cable diameter D | 5.2 mm ±0.2 mm |
| Smallest bending radius, fixed installation | min. 15 mm |
| Smallest bending radius, movable installation | min. 30 mm |
| Number of bending cycles | 5000000 |
| Bending radius | 52 mm |
| Traversing path | 10 m |
| Traversing rate | 3 m/s |
| Torsion force | ± 360 °/m |
| Outer sheath, material | PUR |
| Material conductor insulation | PE |
| Conductor material | Bare Cu litz wires |
| Conductor resistance | max. 57 Ω/km |
| Nominal voltage, cable | 320 V (AC) |
| Test voltage, cable | 2500 V (50 Hz, 5 minutes) |
| Special properties | Silicone-free |
| | Irradiated |
| Halogen-free | The cable is halogen-free |
| Other resistance | hydrolysis and microbe resistant |

Sensor/actuator cable - SAC-4P-M12FS-2L/.../... - 1696976

Technical data

PUR irradiated halogen-free orange [150]

| | |
|---------------------------------|--------------------------------------------------|
| | Resistant to welding splashes |
| Ambient temperature (operation) | -50 °C ... 105 °C (cable, fixed installation) |
| | -40 °C ... 105 °C (cable, flexible installation) |

PUR irradiated halogen-free yellow [160]

| | |
|-----------------------------------------------|--------------------------------------------------|
| Cable type | PUR irradiated halogen-free yellow |
| Cable type (abbreviation) | 160 |
| Conductor cross section | 4x 0.34 mm ² (Signal line) |
| AWG signal line | 22 |
| Conductor structure signal line | 19x 0.15 mm |
| Core diameter including insulation | 1.05 mm ±0.05 mm (Signal line) |
| Wire colors | brown, white, blue, black |
| Overall twist | 4 wires, twisted |
| Length of twist, overall twist | 27 mm |
| External sheath, color | yellow |
| External cable diameter D | 5.2 mm ±0.2 mm |
| Smallest bending radius, fixed installation | min. 15 mm |
| Smallest bending radius, movable installation | min. 30 mm |
| Number of bending cycles | 5000000 |
| Bending radius | 52 mm |
| Traversing path | 10 m |
| Traversing rate | 3 m/s |
| Torsion force | 360 °/m |
| Outer sheath, material | PUR |
| Material conductor insulation | PE |
| Conductor material | Bare Cu litz wires |
| Conductor resistance | ≤ 57 Ω/km |
| Nominal voltage, cable | 320 V AC |
| Test voltage, cable | 2500 V AC (50 Hz, 5 minutes) |
| Special properties | Silicone-free |
| | Irradiated |
| Flame resistance | DIN VDE 0472 part 804, test type B |
| Halogen-free | The cable is halogen-free |
| Other resistance | hydrolysis and microbe resistant |
| Ambient temperature (operation) | -50 °C ... 105 °C (cable, fixed installation) |
| | -40 °C ... 105 °C (cable, flexible installation) |

PUR halogen-free orange [180]

| | |
|---------------------------|-------------------------|
| Cable type | PUR halogen-free orange |
| Cable type (abbreviation) | 180 |
| Cable abbreviation | Li9Y-11Y |
| UL AWM style | 20549 |

Sensor/actuator cable - SAC-4P-M12FS-2L/.../... - 1696976

Technical data

PUR halogen-free orange [180]

| | |
|-----------------------------------------------|---------------------------------------------------------------------|
| Conductor cross section | 4x 0.34 mm ² (Signal line) |
| AWG signal line | 22 |
| Conductor structure signal line | 42x 0.10 mm |
| Core diameter including insulation | 1.27 mm ±0.02 mm (Signal line) |
| Thickness, insulation | ≥ 0.21 mm (Core insulation) |
| | approx. 0.8 mm (Outer cable sheath) |
| Wire colors | brown, white, blue, black |
| Overall twist | 4 wires, twisted |
| External sheath, color | orange RAL 2003 |
| External cable diameter D | 4.7 mm ±0.15 mm |
| Smallest bending radius, fixed installation | 23.5 mm |
| Smallest bending radius, movable installation | 47 mm |
| Number of bending cycles | 4000000 |
| Bending radius | 47 mm |
| Traversing path | 10 m |
| Traversing rate | 3 m/s |
| Acceleration | 10 m/s ² |
| Cable weight | 30 kg/km |
| Outer sheath, material | PUR |
| Material conductor insulation | PP |
| Conductor material | Bare Cu litz wires |
| Insulation resistance | ≥ 1 GΩ*km (at 20 °C) |
| Conductor resistance | max. 58 Ω/km (at 20 °C) |
| Nominal voltage, cable | ≤ 300 V |
| Test voltage, cable | ≥ 3000 V |
| Special properties | Free of substances which would hinder coating with paint or varnish |
| Flame resistance | in accordance with UL 758/1581 FT2 |
| Halogen-free | in accordance with DIN VDE 0472 part 815 |
| | in accordance with DIN EN 50267-2-1 |
| Resistance to oil | in accordance with DIN EN 60811-2-1 |
| Other resistance | Resistant to salt water |
| | hydrolysis and microbe resistant |
| Ambient temperature (operation) | -40 °C ... 80 °C (cable, fixed installation) |
| | -25 °C ... 80 °C (cable, flexible installation) |

PUR halogen-free yellow [240]

| | |
|---------------------------|-------------------------|
| Cable type | PUR halogen-free yellow |
| Cable type (abbreviation) | 240 |
| Cable abbreviation | Li9Y11Y |
| Conductor cross section | 4x 0.34 mm ² |
| AWG signal line | 22 |

Sensor/actuator cable - SAC-4P-M12FS-2L/.../... - 1696976

Technical data

PUR halogen-free yellow [240]

| | |
|-----------------------------------------------|---------------------------------------------------------------------|
| Conductor structure signal line | 42x 0.10 mm |
| Core diameter including insulation | 1.27 mm ±0.02 mm |
| Thickness, insulation | ≥ 0.21 mm (Core insulation) |
| | approx. 0.8 mm (Outer cable sheath) |
| Wire colors | brown, white, blue, black |
| Overall twist | 4 wires, twisted |
| Length of twist, overall twist | 49.5 mm |
| External sheath, color | yellow |
| External cable diameter D | 4.7 mm ±0.15 mm |
| Smallest bending radius, fixed installation | 23.5 mm |
| Smallest bending radius, movable installation | 47 mm |
| Number of bending cycles | 4000000 |
| Bending radius | 47 mm |
| Traversing path | 10 m |
| Traversing rate | 3 m/s |
| Acceleration | 10 m/s ² |
| Cable weight | 30 kg/km |
| Outer sheath, material | PUR |
| Material conductor insulation | PP |
| Conductor material | Bare Cu litz wires |
| Insulation resistance | ≥ 1 GΩ*km (at 20 °C) |
| Conductor resistance | max. 58 Ω/km (at 20 °C) |
| Nominal voltage, cable | ≤ 300 V |
| Test voltage, cable | ≥ 3000 V |
| Special properties | Flexible cable conduit capable |
| | Silicone-free |
| | Free of substances which would hinder coating with paint or varnish |
| Flame resistance | in accordance with DIN UL-Style 20549 |
| | in accordance with FT1 as per UL 758 |
| Halogen-free | in accordance with DIN VDE 0472 part 815 |
| | in accordance with DIN EN 50267-2-1 |
| Resistance to oil | in accordance with DIN EN 60811-2-1 |
| Other resistance | Highly resistant to acids, alkaline solutions and solvents |
| | hydrolysis and microbe resistant |
| Ambient temperature (operation) | -40 °C ... 80 °C (cable, fixed installation) |
| | -25 °C ... 80 °C (cable, flexible installation) |

PUR halogen-free gray [280]

| | |
|---------------------------|-----------------------|
| Cable type | PUR halogen-free gray |
| Cable type (abbreviation) | 280 |
| Cable abbreviation | Li9Y11Y |

Sensor/actuator cable - SAC-4P-M12FS-2L/.../... - 1696976

Technical data

PUR halogen-free gray [280]

| | |
|-----------------------------------------------|---------------------------------------------------------------------|
| Conductor cross section | 0.34 mm ² |
| AWG signal line | 22 |
| Conductor structure signal line | 42x 0.10 mm |
| Core diameter including insulation | 1.27 mm ±0.02 mm |
| Thickness, insulation | ≥ 0.21 mm (Core insulation) |
| | approx. 0.8 mm (Outer cable sheath) |
| Wire colors | brown, white, blue, black |
| Overall twist | 4 wires, twisted |
| Length of twist, overall twist | 49.5 mm |
| External sheath, color | gray RAL 7001 |
| External cable diameter D | 4.7 mm ±0.15 mm |
| Smallest bending radius, fixed installation | 23.5 mm |
| Smallest bending radius, movable installation | 47 mm |
| Number of bending cycles | 4000000 |
| Bending radius | 47 mm |
| Traversing path | 10 m |
| Traversing rate | 3 m/s |
| Acceleration | 10 m/s ² |
| Cable weight | 30 kg/km |
| Outer sheath, material | PUR |
| Material conductor insulation | PP |
| Conductor material | Bare Cu litz wires |
| Insulation resistance | ≥ 100 MΩ*km |
| Conductor resistance | max. 58 Ω/km (at 20 °C) |
| Nominal voltage, cable | ≤ 300 V |
| Test voltage, cable | ≥ 3000 V |
| Special properties | Flexible cable conduit capable |
| | Silicone-free |
| | Free of substances which would hinder coating with paint or varnish |
| Flame resistance | in accordance with DIN UL-Style 20549 |
| | in accordance with FT1 as per UL 758 |
| Halogen-free | in accordance with DIN VDE 0472 part 815 |
| | in accordance with DIN EN 50267-2-1 |
| Resistance to oil | in accordance with DIN EN 60811-2-1 |
| Other resistance | Highly resistant to acids, alkaline solutions and solvents |
| | hydrolysis and microbe resistant |
| Ambient temperature (operation) | -40 °C ... 80 °C (cable, fixed installation) |
| | -25 °C ... 80 °C (cable, flexible installation) |

PVC gray [500]

| | |
|------------|----------|
| Cable type | PVC gray |
|------------|----------|

Sensor/actuator cable - SAC-4P-M12FS-2L/.../... - 1696976

Technical data

PVC gray [500]

| | |
|-----------------------------------------------|-------------------------------------------------|
| Cable type (abbreviation) | 500 |
| Cable abbreviation | LiYY |
| Conductor cross section | 0.34 mm ² |
| AWG signal line | 22 |
| Conductor structure signal line | 42x 0.10 mm |
| Core diameter including insulation | 1.45 mm ±0.02 mm |
| Thickness, insulation | ≥ 0.23 mm (Core insulation) |
| | ≥ 0.76 mm (Outer cable sheath) |
| Wire colors | brown, white, blue, black |
| Overall twist | 4 wires, twisted |
| External sheath, color | gray RAL 7001 |
| External cable diameter D | 5.2 mm ±0.15 mm |
| Smallest bending radius, fixed installation | 26 mm |
| Smallest bending radius, movable installation | 52 mm |
| Cable weight | 40 kg/km |
| Outer sheath, material | PVC |
| Material conductor insulation | PVC |
| Conductor material | Bare Cu litz wires |
| Insulation resistance | ≥ 1 GΩ*km (at 20 °C) |
| Conductor resistance | max. 58 Ω/km (at 20 °C) |
| Nominal voltage, cable | ≤ 300 V (AC) |
| Test voltage, cable | ≥ 3000 V (AC) |
| Flame resistance | in accordance with FT1 as per UL 758 |
| Resistance to oil | in accordance with DIN EN 60811-2-1 |
| Ambient temperature (operation) | -40 °C ... 80 °C (cable, fixed installation) |
| | -25 °C ... 80 °C (cable, flexible installation) |

PVC yellow [540]

| | |
|------------------------------------|--------------------------------|
| Cable type | PVC yellow |
| Cable type (abbreviation) | 540 |
| Cable abbreviation | LiYY |
| Conductor cross section | 0.34 mm ² |
| AWG signal line | 22 |
| Conductor structure signal line | 42x 0.10 mm |
| Core diameter including insulation | 1.45 mm ±0.05 mm |
| Thickness, insulation | ≥ 0.23 mm (Core insulation) |
| | ≥ 0.76 mm (Outer cable sheath) |
| Wire colors | brown, white, blue, black |
| Overall twist | 4 wires, twisted |
| External sheath, color | yellow |
| External cable diameter D | 5.2 mm ±0.15 mm |

Sensor/actuator cable - SAC-4P-M12FS-2L/.../... - 1696976

Technical data

PVC yellow [540]

| | |
|---------------------------------|-------------------------------------------------|
| Cable weight | 40 kg/km |
| Outer sheath, material | PVC |
| Material conductor insulation | PVC |
| Conductor material | Bare Cu litz wires |
| Insulation resistance | ≥ 1 GΩ*km (at 20 °C) |
| Conductor resistance | max. 58 Ω/km (at 20 °C) |
| Nominal voltage, cable | ≤ 300 V (AC) |
| Test voltage, cable | ≥ 3000 V |
| Flame resistance | As per UL-Style 2464 |
| | according to UL 758/1581 FT1 |
| Resistance to oil | in accordance with DIN EN 60811-2-1 |
| Ambient temperature (operation) | -40 °C ... 80 °C (cable, fixed installation) |
| | -25 °C ... 80 °C (cable, flexible installation) |

PVC yellow 105 °C [542]

| | |
|------------------------------------|-----------------------------------------------|
| Cable type | PVC yellow 105 °C |
| Cable type (abbreviation) | 542 |
| Cable abbreviation | LiYY |
| Conductor cross section | 0.34 mm ² |
| AWG signal line | 22 |
| Conductor structure signal line | 42x 0.10 mm |
| Core diameter including insulation | 1.55 mm ±0.05 mm |
| Thickness, insulation | ≥ 0.38 mm (Core insulation) |
| | ≥ 0.76 mm (Outer cable sheath) |
| Wire colors | brown, white, blue, black |
| Overall twist | 4 wires, twisted |
| External sheath, color | yellow |
| External cable diameter D | 5.5 mm ±0.2 mm |
| Cable weight | 43 kg/km |
| Outer sheath, material | PVC |
| Material conductor insulation | PVC |
| Conductor material | Bare Cu litz wires |
| Insulation resistance | ≥ 100 MΩ*km (at 20 °C) |
| Conductor resistance | ≤ 58 Ω/km (at 20 °C) |
| Nominal voltage, cable | ≤ 300 V |
| Test voltage, cable | ≥ 3000 V |
| Flame resistance | in accordance with UL-Style 2517 |
| | in acc. to UL VW1 |
| Ambient temperature (operation) | -25 °C ... 105 °C (cable, fixed installation) |

Gray, highly flexible PUR [800]

Sensor/actuator cable - SAC-4P-M12FS-2L/.../... - 1696976

Technical data

Gray, highly flexible PUR [800]

| | |
|-------------------------------------------------|--------------------------------------------------------------------------------------------------------------------------------------|
| Note | Due to the extremely robust outer sheath, this cable should only be stripped in 5 cm increments. |
| Cable type | Gray, highly flexible PUR |
| Cable type (abbreviation) | 800 |
| Cable abbreviation | Li12YYTPE-HF |
| UL AWM style | 20233 |
| Conductor cross section | 4x 0.34 mm ² (Signal line) |
| AWG signal line | 22 |
| Conductor structure signal line | 42x 0.10 mm |
| Core diameter including insulation | 1.3 mm ±0.05 mm (Signal line) |
| Wire colors | brown, white, blue, black |
| Overall twist | 4 wires, twisted |
| External sheath, color | gray RAL 7001 |
| External cable diameter D | 4.8 mm ±0.2 mm |
| Minimum bending radius, fixed installation | 4 x D |
| Minimum bending radius, flexible installation | 7.5 x D |
| Number of bending cycles | 10000000 |
| Minimum bending radius, drag chain applications | 7,5 x D |
| Traversing path | 5 m |
| Traversing rate | 3.3 m/s |
| Acceleration | 5 m/s ² |
| Number of bending cycles | 15000000 |
| Bending radius | 50 mm |
| Traversing path | 0.9 m |
| Traversing rate | 5 m/s |
| Acceleration | 30 m/s ² |
| Torsion force | ± 360 °/m (1 000 000 torsion cycles) |
| Cable weight | 33.5 kg/km |
| Outer sheath, material | PUR |
| Material conductor insulation | PES |
| Conductor material | Bare Cu litz wires |
| Insulation resistance | ≥ 20 MΩ*km |
| Conductor resistance | approx. 53 Ω/km |
| Nominal voltage, cable | 300 V |
| Test voltage, cable | 2000 V |
| Special properties | Cable jacket is welding spark-resistant, recyclable, matt, low-adhesion, abrasion-resistant, flame-retardant, and self-extinguishing |
| | Free from silicone and cadmium |
| | Free of substances which would hinder coating with paint or varnish |
| Flame resistance | according to IEC 60332-1-2 |
| | according to UL 758/1581 VW-1 |

Sensor/actuator cable - SAC-4P-M12FS-2L/.../... - 1696976

Technical data

Gray, highly flexible PUR [800]

| | |
|---------------------------------|------------------------------------------------------------|
| | according to UL 758/1581 FT1 |
| Halogen-free | in accordance with DIN VDE 0472 part 815 |
| Resistance to oil | According to HD 22.10 |
| | in accordance with DIN EN 60811-404 (external sheath) |
| Other resistance | Highly resistant to acids, alkaline solutions and solvents |
| | Silicone-free |
| Ambient temperature (operation) | -40 °C ... 90 °C (cable, fixed installation) |
| | -30 °C ... 90 °C (cable, flexible installation) |
| | to 120 °C (for 3000 h) |

PUR halogen-free black [PUR]

| | |
|-------------------------------------------------|--------------------------------|
| Cable type | PUR halogen-free black |
| Cable type (abbreviation) | PUR |
| Cable abbreviation | Li9Y11Y-HF |
| UL AWM style | 20549 / 10493 (80°C/300 V) |
| Conductor cross section | 4x 0.34 mm ² |
| AWG signal line | 22 |
| Conductor structure signal line | 42x 0.10 mm |
| Core diameter including insulation | 1.27 mm ±0.02 mm |
| Thickness, insulation | ≥ 0.21 mm |
| Wire colors | brown, white, blue, black |
| Overall twist | 4 wires, twisted |
| External sheath, color | black-gray RAL 7021 |
| Outer sheath thickness | approx. 0.5 mm |
| External cable diameter D | 4.2 mm ±0.15 mm |
| Minimum bending radius, fixed installation | 5 x D |
| Minimum bending radius, flexible installation | 10 x D |
| Number of bending cycles | 10000000 |
| Minimum bending radius, drag chain applications | 10 x D |
| Traversing path | 10 m |
| Traversing rate | 3 m/s |
| Acceleration | 10 m/s ² |
| Cable weight | 30 kg/km |
| Outer sheath, material | PUR |
| Material conductor insulation | PP |
| Conductor material | Bare Cu litz wires |
| Insulation resistance | ≥ 1 GΩ*km |
| Conductor resistance | ≤ 58 Ω/km |
| Nominal voltage, cable | ≤ 300 V |
| Test voltage, cable | ≥ 3000 V |
| Special properties | Flexible cable conduit capable |

Sensor/actuator cable - SAC-4P-M12FS-2L/.../... - 1696976

Technical data

PUR halogen-free black [PUR]

| | |
|---------------------------------|---------------------------------------------------------------------|
| | Silicone-free |
| | Free of substances which would hinder coating with paint or varnish |
| | flexible |
| Flame resistance | in accordance with UL 758/1581 FT2 |
| | DIN EN 60332-2-2 (20 s) |
| Halogen-free | in accordance with DIN VDE 0472 part 815 |
| | in accordance with DIN EN 50267-2-1 |
| Resistance to oil | in accordance with DIN EN 60811-2-1 |
| Other resistance | Highly resistant to acids, alkaline solutions and solvents |
| | hydrolysis and microbe resistant |
| | partly UV-resistant in accordance with DIN EN ISO 4892-2-A |
| | Low adhesion |
| | abrasion-resistant |
| Ambient temperature (operation) | -40 °C ... 80 °C (cable, fixed installation) |
| | -25 °C ... 80 °C (cable, flexible installation) |

PVC black [PVC]

| | |
|-----------------------------------------------|---------------------------------------|
| Cable type | PVC black |
| Cable type (abbreviation) | PVC |
| Cable abbreviation | LiYY |
| UL AWM style | 2464 / 1729 (80°C/300 V) |
| Conductor cross section | 4x 0.34 mm ² (Signal line) |
| AWG signal line | 22 |
| Conductor structure signal line | 42x 0.10 mm |
| Core diameter including insulation | 1.45 mm ±0.02 mm |
| Thickness, insulation | ≥ 0.23 mm (Core insulation) |
| Wire colors | brown, white, blue, black |
| Overall twist | 4 wires, twisted |
| External sheath, color | black RAL 9005 |
| Outer sheath thickness | ≥ 0.76 mm |
| External cable diameter D | 5.2 mm ±0.15 mm |
| Minimum bending radius, fixed installation | 5 x D |
| Minimum bending radius, flexible installation | 10 x D |
| Cable weight | 40 kg/km |
| Outer sheath, material | PVC |
| Material conductor insulation | PVC |
| Conductor material | Bare Cu litz wires |
| Insulation resistance | ≥ 200 MΩ*km (at 20 °C) |
| Conductor resistance | max. 58 Ω/km (at 20 °C) |
| Nominal voltage, cable | ≤ 300 V |
| Test voltage, cable | ≥ 3000 V |

Sensor/actuator cable - SAC-4P-M12FS-2L/.../... - 1696976

Technical data

PVC black [PVC]

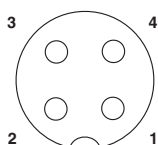
| | |
|---------------------------------|-------------------------------------------------|
| Flame resistance | according to UL 758/1581 FT1 |
| | According to UL 758/1581 (Cable Flame) |
| | According to DIN EN 60332-1-2 |
| Resistance to oil | according to DIN EN 60811-2-1, 168 h at 60 °C |
| Ambient temperature (operation) | -40 °C ... 80 °C (cable, fixed installation) |
| | -25 °C ... 80 °C (cable, flexible installation) |

Environmental Product Compliance

| | |
|------------|---------------------------------------------------------|
| China RoHS | Environmentally friendly use period: unlimited = EFUP-e |
| | No hazardous substances above threshold values |

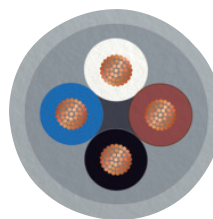
Drawings

Schematic diagram




Pin assignment M12 socket, 4-pos., A-coded, view female side

Cable cross section




PUR/PVC gray [100]

Cable cross section




PUR/PVC yellow [140]

Cable cross section




PUR irradiated halogen-free orange [150]

Cable cross section



PUR irradiated halogen-free yellow [160]

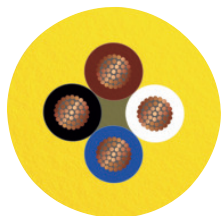
Cable cross section



PUR halogen-free orange [180]

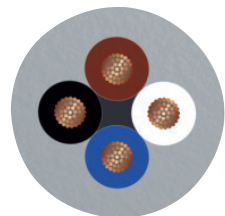
Sensor/actuator cable - SAC-4P-M12FS-2L/.../... - 1696976

Cable cross section



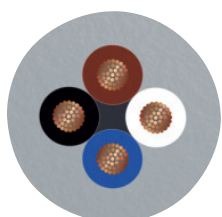
PUR halogen-free yellow [240]

Cable cross section



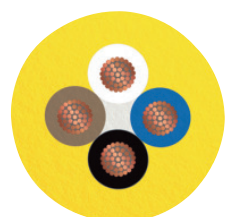
PUR halogen-free gray [280]

Cable cross section




PVC gray [500]

Cable cross section



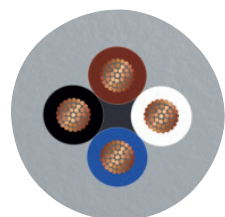
PVC yellow [540]

Cable cross section




PVC yellow 105 °C [542]

Cable cross section



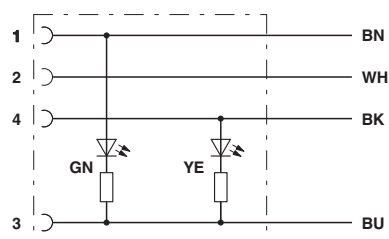
Gray, highly flexible PUR [800]

Cable cross section



PVC black [PVC]

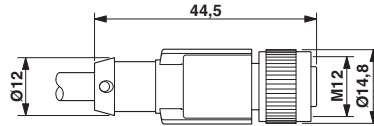
Circuit diagram



Contact assignment of M12 sockets with LED

Sensor/actuator cable - SAC-4P-M12FS-2L/.../... - 1696976

Dimensional drawing



Socket M12 x 1, straight, with LED

Approvals

Approvals

Approvals

UL Listed / cUL Listed / EAC / cULus Listed

Ex Approvals

Approval details

| | | | |
|--------------------|------|-------------------------------------------------------------------------------------------------------------------------------------------------------|---------------|
| UL Listed | | http://database.ul.com/cgi-bin/XYV/template/LISEXT/1FRAME/index.htm | FILE E 221474 |
| | | | |
| Nominal voltage UN | 24 V | | |
| Nominal current IN | 4 A | | |

| | | | |
|--------------------|------|-------------------------------------------------------------------------------------------------------------------------------------------------------|---------------|
| cUL Listed | | http://database.ul.com/cgi-bin/XYV/template/LISEXT/1FRAME/index.htm | FILE E 221474 |
| | | | |
| Nominal voltage UN | 24 V | | |
| Nominal current IN | 4 A | | |

| | | |
|-----|--|---------------|
| EAC | | EAC-Zulassung |
|-----|--|---------------|

| | |
|--------------|--|
| cULus Listed | |
|--------------|--|

Phoenix Contact 2018 © - all rights reserved
<http://www.phoenixcontact.com>

PHOENIX CONTACT GmbH & Co. KG
Flachsmarktstr. 8
32825 Blomberg
Germany
Tel. +49 5235 300
Fax +49 5235 3 41200
<http://www.phoenixcontact.com>