

Panel feed-through terminal block - DFK/FA-2,8 - 0707015

Please be informed that the data shown in this PDF Document is generated from our Online Catalog. Please find the complete data in the user's documentation. Our General Terms of Use for Downloads are valid (<http://download.phoenixcontact.com>)



Panel feed-through terminal block, Connection method: Screw connection, Solder/Slip-on connection, Cross section: 0.2 mm² - 4 mm², AWG 24 - 12, Width: 6.1 mm, Color: gray



Key commercial data

Packing unit	1 1
GTIN	 4 017918 003814
Weight per Piece (excluding packing)	5.61 GRM
Custom tariff number	85369010
Country of origin	Poland

Technical data

General

Number of levels	1
Number of connections	2
Color	gray
Insulating material	PA
Inflammability class according to UL 94	V2
Rated surge voltage	4 kV
Pollution degree	3
Surge voltage category	III
Insulating material group	I
Connection in acc. with standard	IEC / EN
Nominal current I _N	17.5 A
Nominal voltage U _N	400 V
Open side panel	nein

Panel feed-through terminal block - DFK/FA-2,8 - 0707015

Technical data

General

Number of positions	0
---------------------	---

Dimensions

Width	6.1 mm
-------	--------

Connection data

Connection side	Level 1 ext. 1
Connection method	Screw connection
Conductor cross section solid min.	0.2 mm ²
Conductor cross section solid max.	4 mm ²
Conductor cross section stranded min.	0.2 mm ²
Conductor cross section stranded max.	4 mm ²
Conductor cross section AWG/kcmil min.	24
Conductor cross section AWG/kcmil max.	12
Conductor cross section stranded, with ferrule without plastic sleeve min.	0.25 mm ²
Conductor cross section stranded, with ferrule without plastic sleeve max.	4 mm ²
Conductor cross section stranded, with ferrule with plastic sleeve min.	0.25 mm ²
Conductor cross section stranded, with ferrule with plastic sleeve max.	2.5 mm ²
2 conductors with same cross section, solid min.	0.2 mm ²
2 conductors with same cross section, solid max.	1 mm ²
2 conductors with same cross section, stranded min.	0.2 mm ²
2 conductors with same cross section, stranded max.	1.5 mm ²
2 conductors with same cross section, stranded, ferrules without plastic sleeve, min.	0.25 mm ²
2 conductors with same cross section, stranded, ferrules without plastic sleeve, max.	1 mm ²
2 conductors with same cross section, stranded, TWIN ferrules with plastic sleeve, min.	0.5 mm ²
2 conductors with same cross section, stranded, TWIN ferrules with plastic sleeve, max.	2.5 mm ²
Stripping length	9 mm
Internal cylindrical gage	A3
Screw thread	M3
Tightening torque, min	0.6 Nm
Tightening torque max	0.8 Nm
Connection side	Level 1 int. 1
Connection method	Solder/Slip-on connection
Conductor cross section solid min.	0.2 mm ²
Conductor cross section solid max.	1.5 mm ²
Conductor cross section stranded min.	0.2 mm ²

Panel feed-through terminal block - DFK/FA-2,8 - 0707015

Technical data

Connection data

Conductor cross section stranded max.	1.5 mm ²
Conductor cross section AWG/kcmil min.	24
Conductor cross section AWG/kcmil max	16
Internal cylindrical gage	A3
Slip-on connection	2.8/4.8 x 0.8 mm

Classifications

eCl@ss

eCl@ss 4.0	27141131
eCl@ss 4.1	27141131
eCl@ss 5.0	27141134
eCl@ss 5.1	27141134
eCl@ss 6.0	27141134
eCl@ss 7.0	27141134
eCl@ss 8.0	27141134

ETIM

ETIM 2.0	EC001283
ETIM 3.0	EC001283
ETIM 4.0	EC001283
ETIM 5.0	EC001283

UNSPSC

UNSPSC 6.01	30211811
UNSPSC 7.0901	39121410
UNSPSC 11	39121410
UNSPSC 12.01	39121410
UNSPSC 13.2	39121410

Approvals

Approvals

Approvals

GOST / GOST

Panel feed-through terminal block - DFK/FA-2,8 - 0707015

Approvals

Ex Approvals

Approvals submitted

Approval details



Accessories

Accessories

Bridge

Insertion bridge - EB 2- 6 - 0201155



Insertion bridge, Number of positions: 2, Color: gray

Insertion bridge - EB 3- 6 - 0201142



Insertion bridge, Number of positions: 3, Color: gray

Panel feed-through terminal block - DFK/FA-2,8 - 0707015

Accessories

Insertion bridge - EB 10- 6 - 0201139



Insertion bridge, Number of positions: 10, Color: gray

Terminal marking

Marker cards - SBS 6:UNBEDRUCKT - 1007222

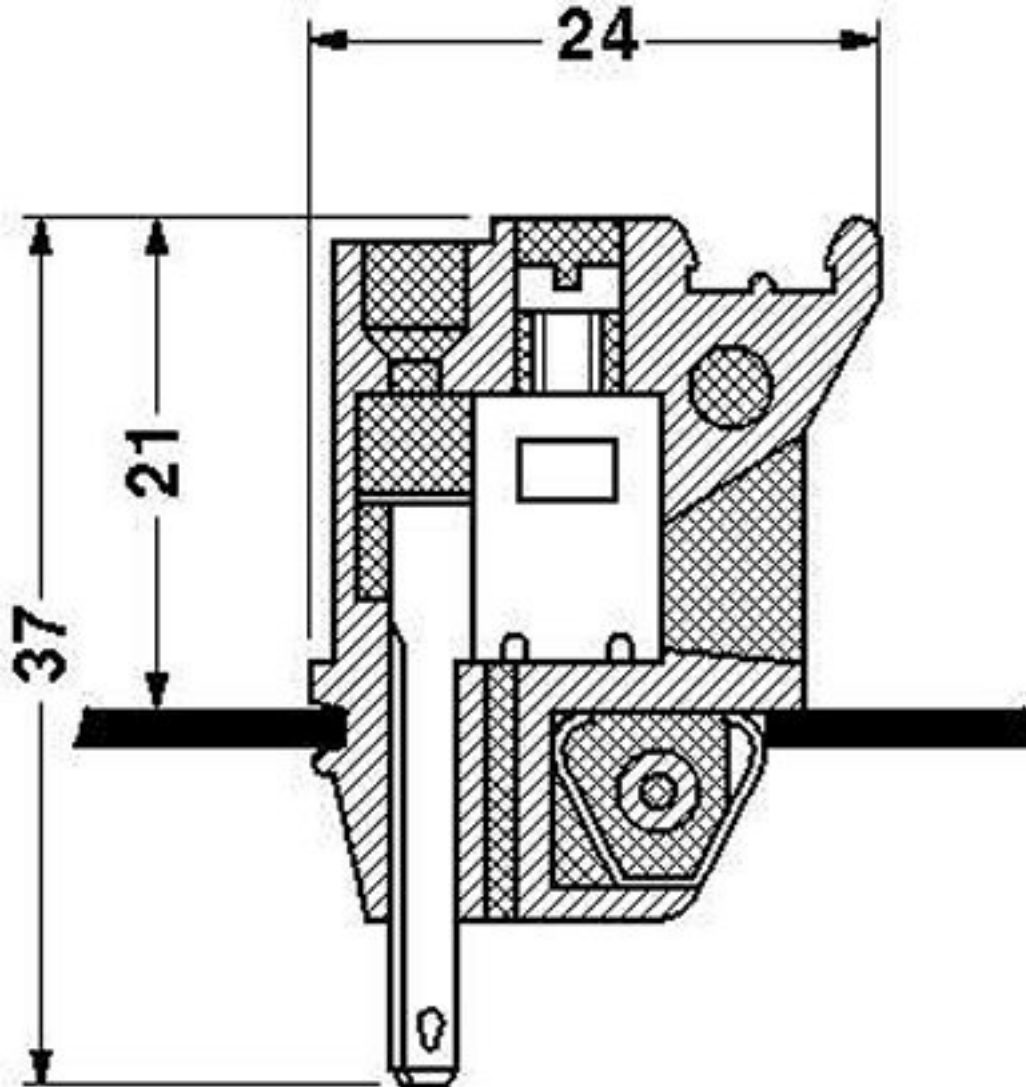


Marker cards, Card, white, Unlabeled, Can be labeled with: Plotter, Mounting type: Snap into tall marker groove, Snap into flat marker groove, For terminal block width: 6.2 mm, Lettering field: 6 x 6.1 mm

Drawings

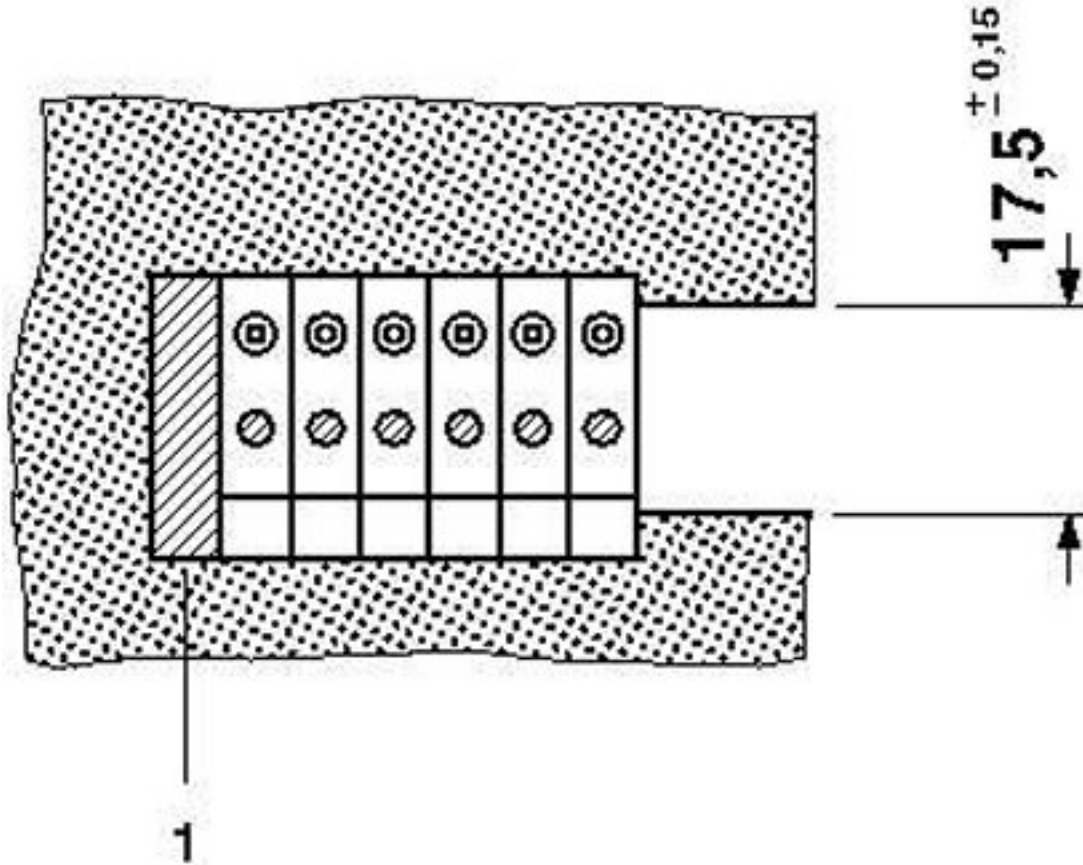
Panel feed-through terminal block - DFK/FA-2,8 - 0707015

Dimensioned drawing



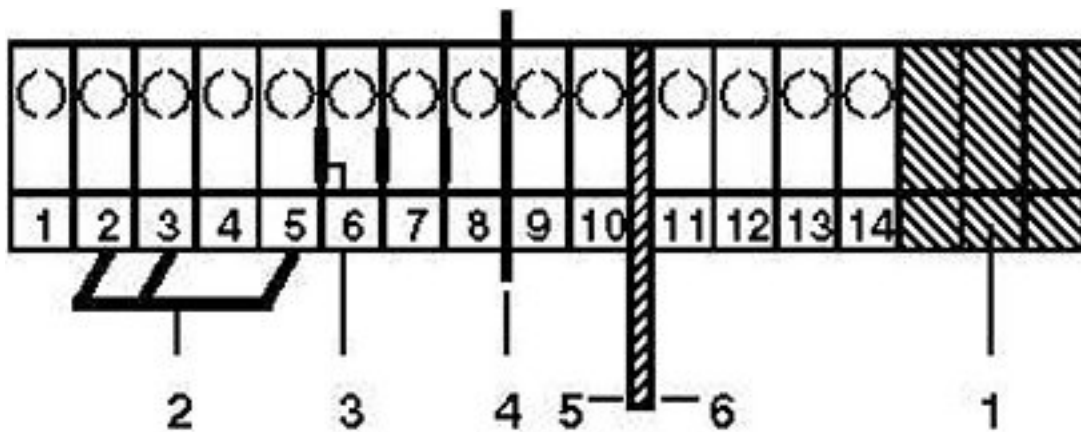
Panel feed-through terminal block - DFK/FA-2,8 - 0707015

Dimensioned drawing



1 = blind cover

Circuit diagram



1 = blind cover

Panel feed-through terminal block - DFK/FA-2,8 - 0707015

- 2 = insertion bridge
- 3 = separating plate
- 4 = partition plates
- 5 = separating plate
- 6 = separating plate, long version