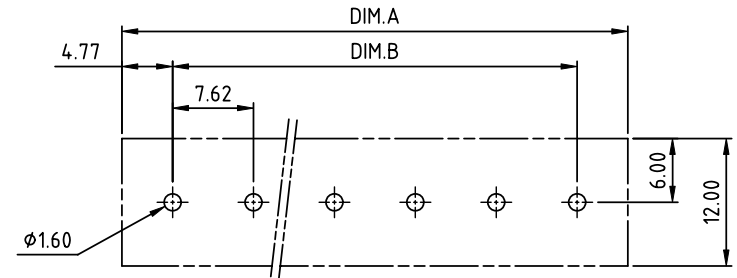
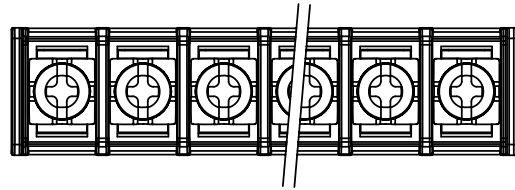
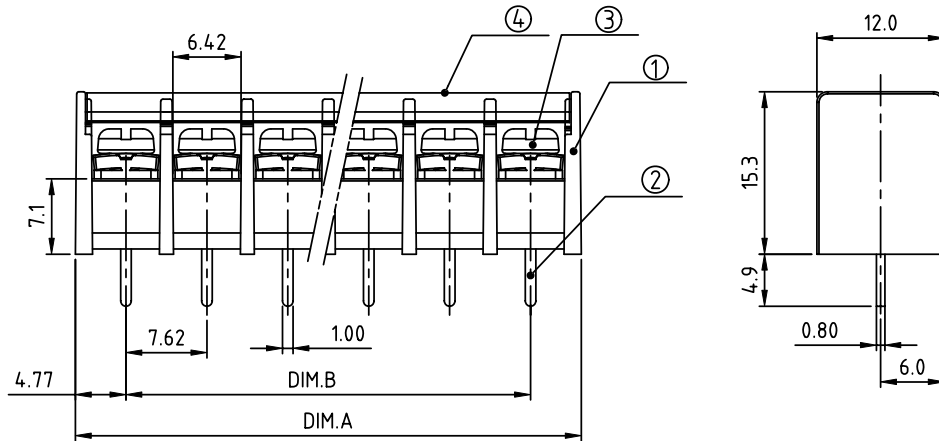


PRODUCT NUMBER	PITCH
YK303xx2x0JOG	7.62 mm



RECOMMENDED P.C.B LAYOUT
TOP VIEW



MATERIALS ELECTRICAL
 RATED VOLTAGE & CURRENT: 300 V, 15 A
 WITHSTAND VOLTAGE: AC 2000 V/Min
 INSULATION RESISTANCE: 1000 M Ω OR MORE AT DC 500 V
 OPERATING TEMPERATURE RANGE: -40 °C ~ +115 °C
 SCREW TORQUE VALUE: 5.2 Lb-In.
 WIRE RANGE: 14 ~ 22 AWG
 1) HOUSING: THERMOPLASTIC, UL 94 V-0 BLACK
 2) TERMINAL: BRASS, 0.8t
 3) TERMINAL SCREWS: STEEL, M3
 4) COVER: TRANSPARENT, PC
 APPROVAL: US

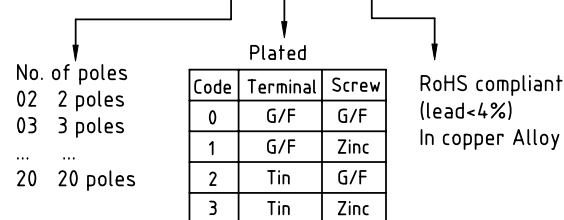
DIMENSION

Dim A	(N-1)×7.62+9.54
Dim B	(N-1)×7.62

N=Number of poles

Poles	Tolerance
2p-4p	±0.20
5p-10p	±0.30
11p-16p	±0.40
17p-20p	±0.50

PART NO.: YK 303xx 2 x 0 JOG



mat'l. code		surface ASME Y14.5	tolerance ASME Y14.5	projection 	product family TERMINAL BLOCK
ltr	ecn no	dr	date	tolerances unless otherwise specified	title TERMINAL BLOCK
				angles 	BARRIER TYPE, WITH COVER
				X'±1"	scale
				dr HANKE FENG 060914	FCI
				enr HANKE FENG 060914	dwg no YK303xx2x0JOG
				chr HANKE FENG 060914	sheet 1 of 1 size A4
				appd SHI JUN 060914	type CUSTOMER Drawing
sheet index	revision sheet	A	1		