

NOTES:

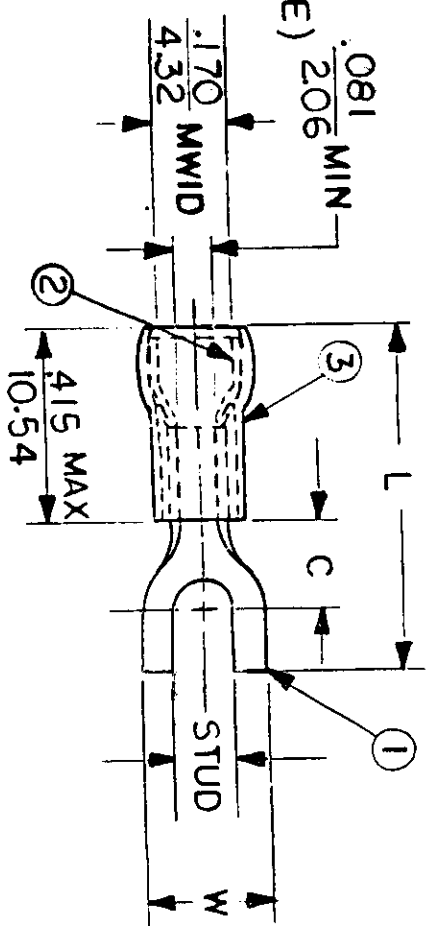
- ① MAT'L: COPPER (STOCK TKN. $\frac{.031}{.79}$)
- ② TIN-PLATED BRASS FUNNEL FERRULE
- ③ NYLON INSULATION (COLOR CODED BLUE)

STUD SIZES: ($\pm .005$)

- 02 = .094
- 04 = .119
- 06 = .146
- 08 = .173
- 10 = .198
- 14 = .265
- 56 = .328
- 38 = .390

"UL" LISTING #E32244
 "CSA" LISTING #18689

WIRE SIZE: 16 - 14 AWG₂
 10 - 2.5 MM



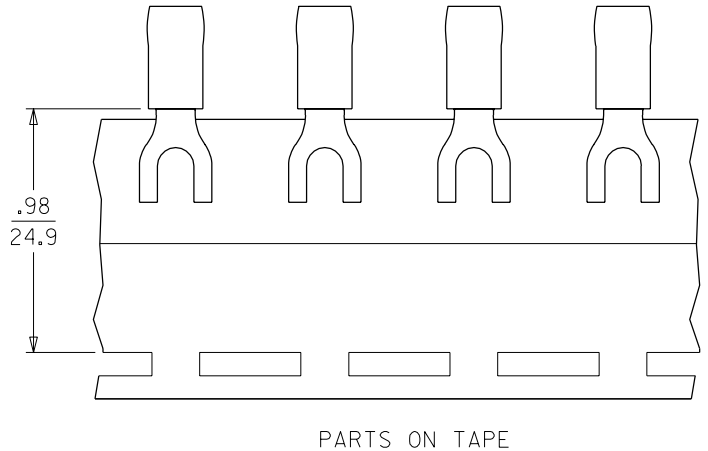
ALL DIMENSIONS = $\frac{\text{INCHES}}{\text{MM}}$ (MWID) = DENOTES MAXIMUM WIRE INSULATION DIAMETER

PART NUMBER	"W" $\pm .010$	"C" MIN.	"L" MAX.	REFERENCE	SCALE:	NTS	DATE	TITLE:	DWG. NO.
BB-807-	$\frac{.245}{6.22}$	$\frac{.209}{5.31}$	$\frac{.805}{20.45}$		11.9.84	JJ	11.9.84	SPADE TONGUE TERMINAL AVIKRIMP 800-SERIES	A
BB-824-	$\frac{.295}{7.49}$	$\frac{.211}{5.36}$	$\frac{.804}{20.42}$		11.29.84	GZ	11.29.84	SPADE TONGUE TERMINAL AVIKRIMP 800-SERIES	A
BB-827-	$\frac{.362}{9.19}$	$\frac{.269}{6.83}$	$\frac{.927}{23.55}$					SPADE TONGUE TERMINAL AVIKRIMP 800-SERIES	A
DIMENSIONAL TOLERANCES UNLESS OTHERWISE SPECIFIED FRAC. DEC. ANG.									

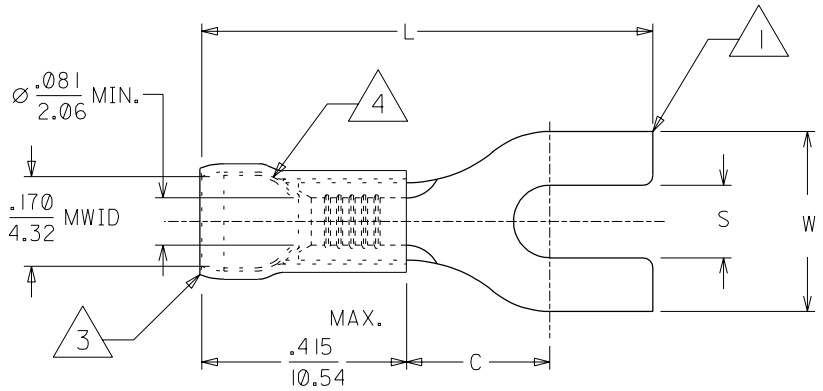


CUSTOMER DWG

	10	9	8	7	6	5	4	3	2	1
	MATERIAL NUMBER	ALTERNATE NUMBER	STUD SIZE	"S" ±.005/(0.13)	"W" ±.010/(0.25)	"C"	"L"	PACKAGING		
F	191980010	BB-807-04	4	.119/(3.02)	.245/(6.22)	.209/(5.31)	.805/(20.45)	LOOSE PIECE		
	191980012	BB-807-06	6	.146/(3.71)	.245/(6.22)	.209/(5.31)	.805/(20.45)			
	191980014	BB-824-04	4	.119/(3.02)	.295/(7.49)	.211/(5.36)	.804/(20.42)			
	191980016	BB-824-06	6	.146/(3.71)	.295/(7.49)	.211/(5.36)	.804/(20.42)			
	191980019	BB-824-08	8	.173/(4.39)	.295/(7.49)	.211/(5.36)	.804/(20.42)			
	191980021	BB-827-06	6	.146/(3.71)	.362/(9.19)	.269/(6.83)	.927/(23.55)			
	191980023	BB-827-08	8	.173/(4.39)	.388/(9.85)	.269/(6.83)	.927/(23.55)			
	191980025	BB-827-10	10	.198/(5.03)	.388/(9.85)	.269/(6.83)	.927/(23.55)			
E	191980011	BB-807-04T	4	.119/(3.02)	.245/(6.22)	.209/(5.31)	.805/(20.45)	TAPE MOUNTED		
	191980013	BB-807-06T	6	.146/(3.71)	.245/(6.22)	.209/(5.31)	.805/(20.45)			
	191980015	BB-824-04T	4	.119/(3.02)	.295/(7.49)	.211/(5.36)	.804/(20.42)			
	191980018	BB-824-06T	6	.146/(3.71)	.295/(7.49)	.211/(5.36)	.804/(20.42)			
	191980020	BB-824-08T	8	.173/(4.39)	.295/(7.49)	.211/(5.36)	.804/(20.42)			
	191980022	BB-827-06T	6	.146/(3.71)	.362/(9.19)	.269/(6.83)	.927/(23.55)			
	191980024	BB-827-08T	8	.173/(4.39)	.388/(9.85)	.269/(6.83)	.927/(23.55)			
D	191980026	BB-827-10T	10	.198/(5.03)	.388/(9.85)	.269/(6.83)	.927/(23.55)			



PARTS ON TAPE



- NOTES:
1. MATERIAL: COPPER .031/(.79) THICK.
 2. PLATING: ELECTRO-TIN.
 3. INSULATION: NYLON (BLUE)
 4. TIN-PLATED BRASS FUNNEL FERRULE.
 5. ALL DIMENSIONS IN INCHES/(MM).
 6. MWID=MAXIMUM WIRE INSULATION DIAMETER.

CUSTOMER DRAWING

DIMENSIONS SHOWN (METRIC) INCH		REVISE ONLY ON CAD SYSTEM													
UNLESS OTHERWISE SPECIFIED TOLERANCES: ANGULAR ± 1/2°		TITLE													
<table border="1"> <thead> <tr> <th></th> <th>INCH</th> <th>METRIC</th> </tr> </thead> <tbody> <tr> <td>3 PLACE</td> <td>± .005</td> <td>± ---</td> </tr> <tr> <td>2 PLACE</td> <td>± .01</td> <td>± 0.13</td> </tr> <tr> <td>1 PLACE</td> <td>± ---</td> <td>± 0.25</td> </tr> </tbody> </table>			INCH	METRIC	3 PLACE	± .005	± ---	2 PLACE	± .01	± 0.13	1 PLACE	± ---	± 0.25	SPADE TONGUE TERMINAL 16-14 AWG AVIKRIMP, 800 SERIES	
	INCH	METRIC													
3 PLACE	± .005	± ---													
2 PLACE	± .01	± 0.13													
1 PLACE	± ---	± 0.25													
DRAFT WHERE APPLICABLE MUST REMAIN WITHIN DIMENSIONS		ETC INC. PINELLAS PARK, FLA. 33781 U.S.A.													
DRWG. BY: HEB APP'D. BY: RWD		SHEET NO. 1 OF 1 DATE 99/11/12													
CHK'D. BY: RWD SCALE: 4: 1		PART NO. SD-19198-001 DRWG. NO.													
FILE NAME: 19198001.DGN		THIS DRAWING CONTAINS INFORMATION THAT IS PROPRIETARY TO MOLEX-ETC INC. AND SHOULD NOT BE USED WITHOUT WRITTEN PERMISSION.													
		DIV. ET SIZE B													