

January 7, 1998

TEL:805-498-2111 FAX:805-498-3804 WEB:http://www.semtech.com

## QUICK REFERENCE DATA

- $V_R = 1500 - 3000V$
- $I_F = 0.35A$
- $t_{rr} = 250ns$
- $I_R = 0.25\mu A$

## AXIAL LEADED HERMETICALLY SEALED HIGH VOLTAGE FAST RECTIFIER DIODE

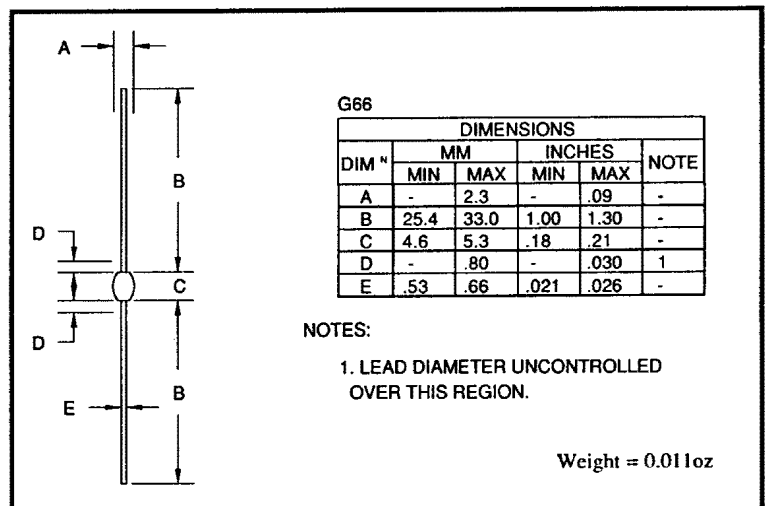
- Low reverse recovery time
- High thermal shock resistance
- Hermetically sealed with Metoxilite metal oxide
- Low switching losses
- Soft, non-snap off, recovery characteristics

### ABSOLUTE MAXIMUM RATINGS (@ 25°C unless otherwise specified)

	Symbol	F15	F20	F25	F30	Unit
Working reverse voltage	$V_{RWM}$	1500	2000	2500	3000	V
Repetitive reverse voltage	$V_{RRM}$	1500	2000	2500	3000	V
Average forward current (@ 55°C in oil)	$I_{F(AV)}$	← 0.35 →				A
Repetitive surge current (@ 55°C)	$I_{FRM}$	← 1.25 →				A
Non-repetitive surge current ( $t_p = 8.3ms$ , @ $V_R$ & $T_{jmax}$ )	$I_{FSM}$	← 5.0 →				A
Storage temperature range	$T_{STG}$	← -65 to +175 →				°C
Operating temperature range	$T_{OP}$	← -65 to +175 →				°C

### MECHANICAL

These products are available in Europe to DEF STAN 59-61 (PART 80)/034 to F and FX levels.



January 7, 1998

**CHARACTERISTICS** (@ 25°C unless otherwise specified)

	Symbol	F15	F20	F25	F30	Unit
Average forward current max. (pcb mounted; $T_A = 55^\circ\text{C}$ ) for sine wave	$I_{F(AV)}$	← 0.16 →				A
	$I_{F(AV)}$	← 0.20 →				A
Average forward current max. (unstirred oil at $55^\circ\text{C}$ ) for sine wave	$I_{F(AV)}$	← 0.33 →				A
	$I_{F(AV)}$	← 0.35 →				A
$I^2t$ for fusing ( $t = 8.3\text{mS}$ ) max.	$I^2t$	← 0.10 →				$\text{A}^2\text{S}$
Forward voltage drop max. @ $I_F = 0.10\text{A}$ , $T_j = 25^\circ\text{C}$	$V_F$	← 5.00 →				V
Reverse current max. @ $V_{RWM}$ , $T_j = 25^\circ\text{C}$ @ $V_{RWM}$ , $T_j = 100^\circ\text{C}$	$I_R$	← 0.25 →				$\mu\text{A}$
	$I_R$	← 10 →				$\mu\text{A}$
Reverse recovery time max. 50mA $I_F$ to 100mA $I_R$ . Recover to 25mA $I_{RR}$ .	$t_{rr}$	← 250 →				nS
Junction capacitance typ. @ $V_R = 5\text{V}$ , $f = 1\text{MHz}$	$C_j$	← 2.5 →				$\rho\text{F}$
Thermal resistance - junction to oil Stirred oil	$R_{\theta JO}$	← 30 →				$^\circ\text{C/W}$
	$R_{\theta JO}$	← 48 →				$^\circ\text{C/W}$
Thermal resistance - junction to amb. on 0.06" thick pcb. 1oz copper.	$R_{\theta JA}$	← 120 →				$^\circ\text{C/W}$

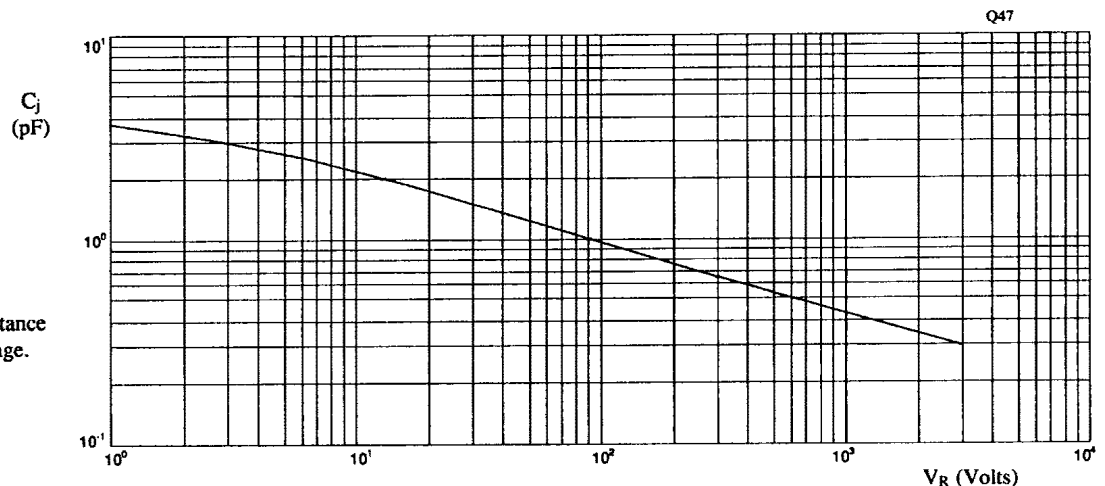


Fig 1. Junction capacitance against reverse voltage.

January 7, 1998

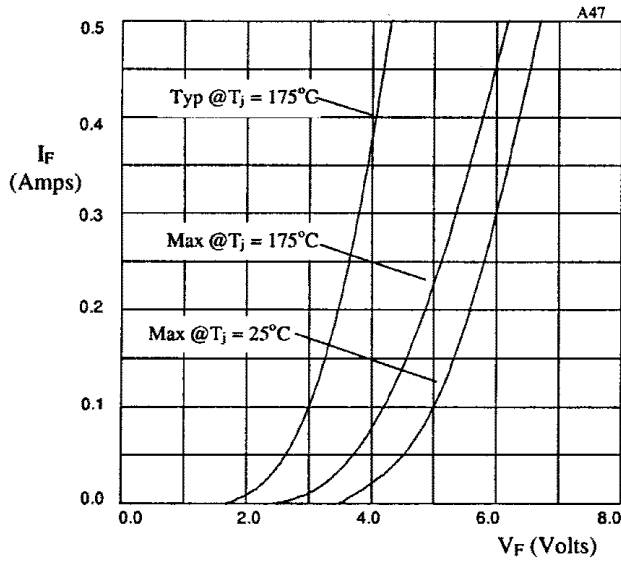


Fig 2. Forward voltage drop as a function of forward current.

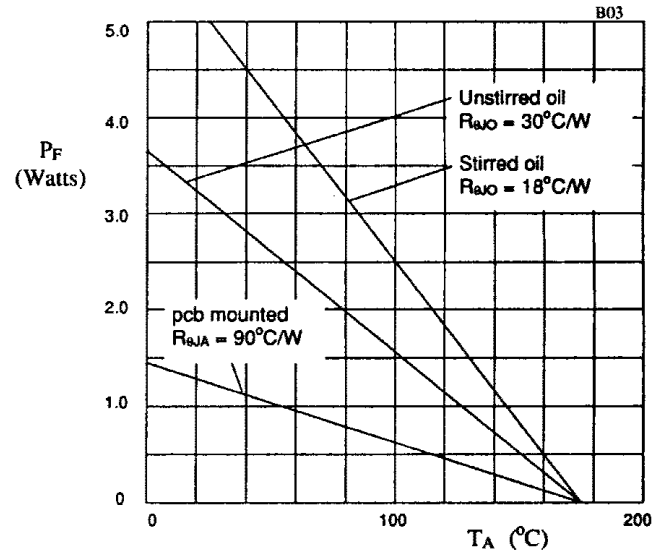


Fig 3. Power derating in air and oil.

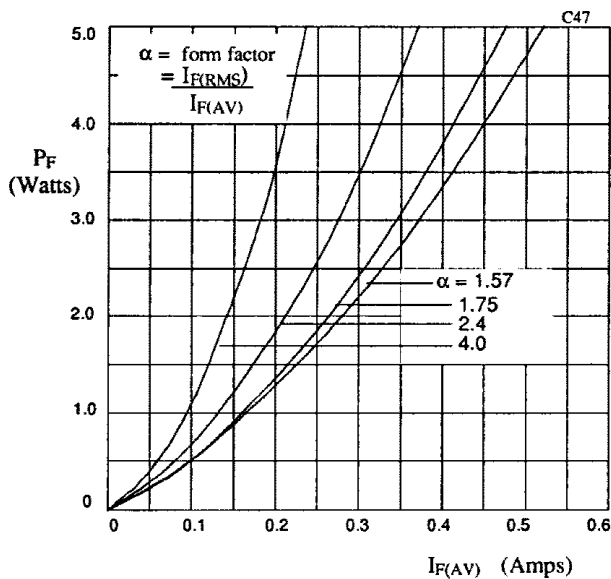


Fig 4. Forward power dissipation as a function of forward current, for sinusoidal operation.

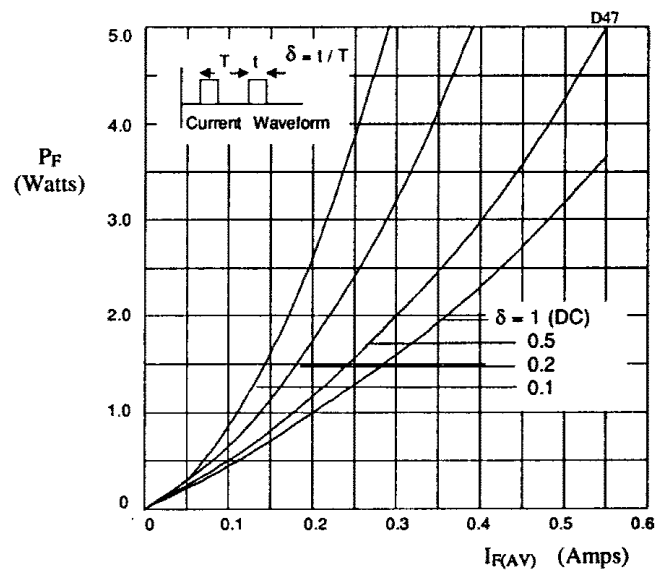


Fig 5. Forward power dissipation as a function of forward current, for square wave operation.