



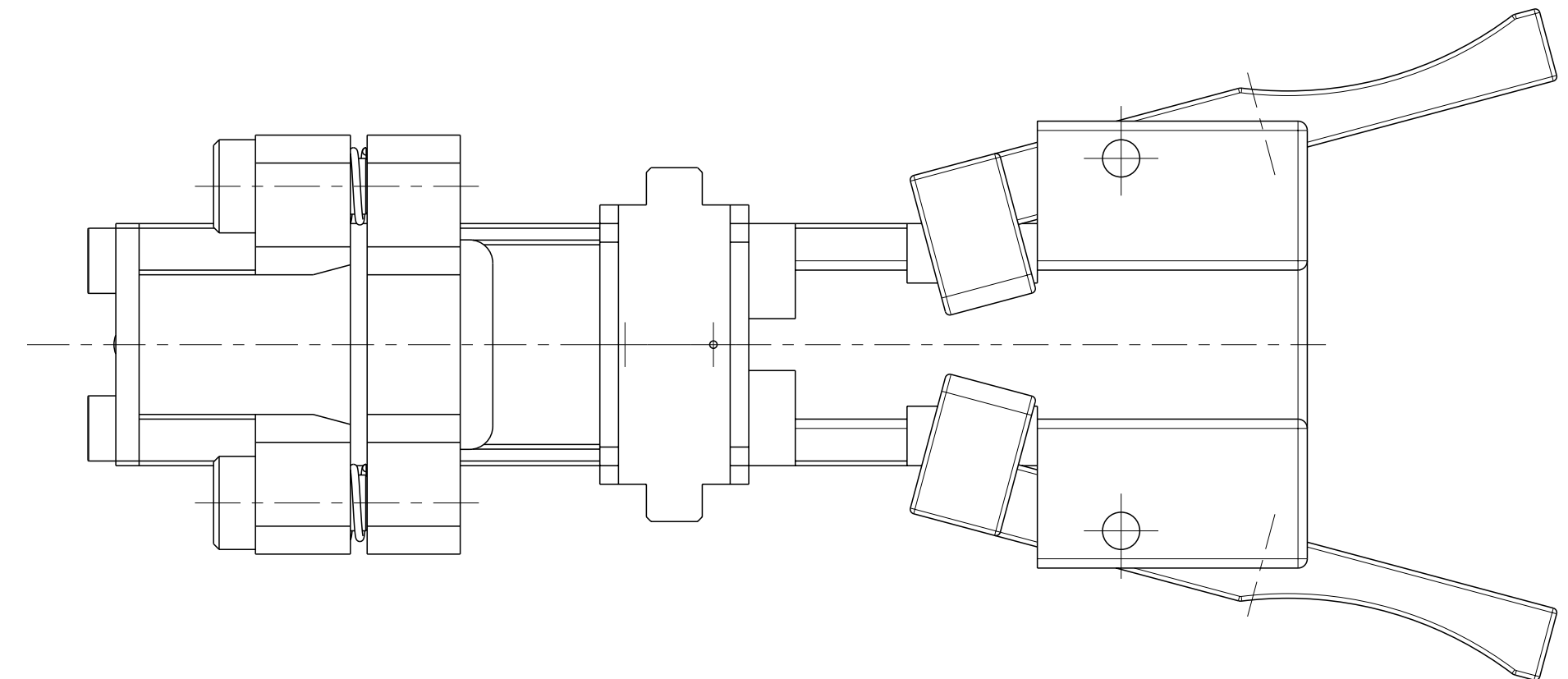
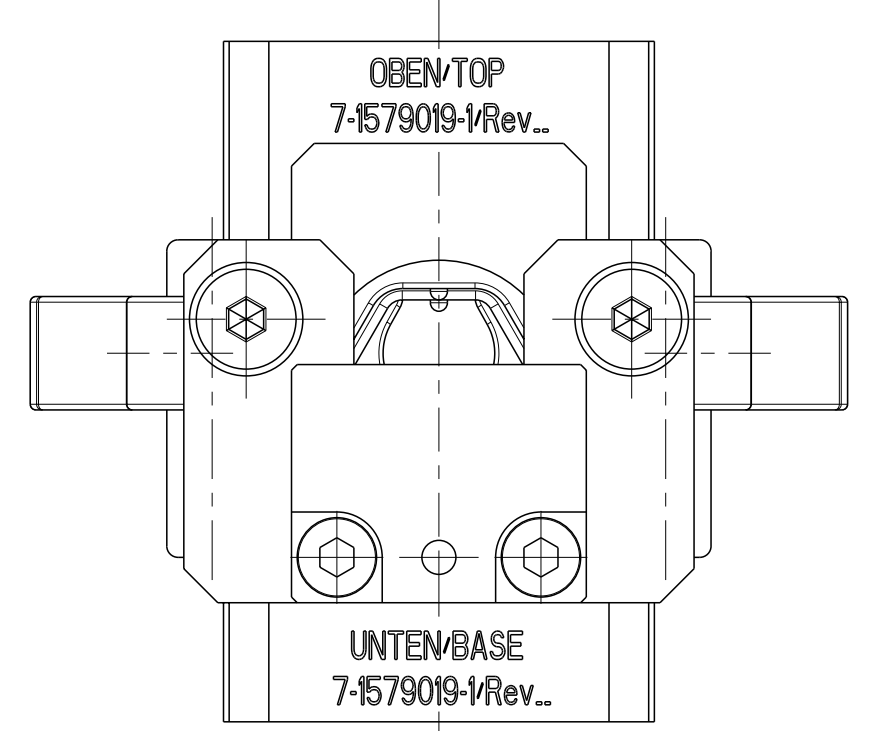
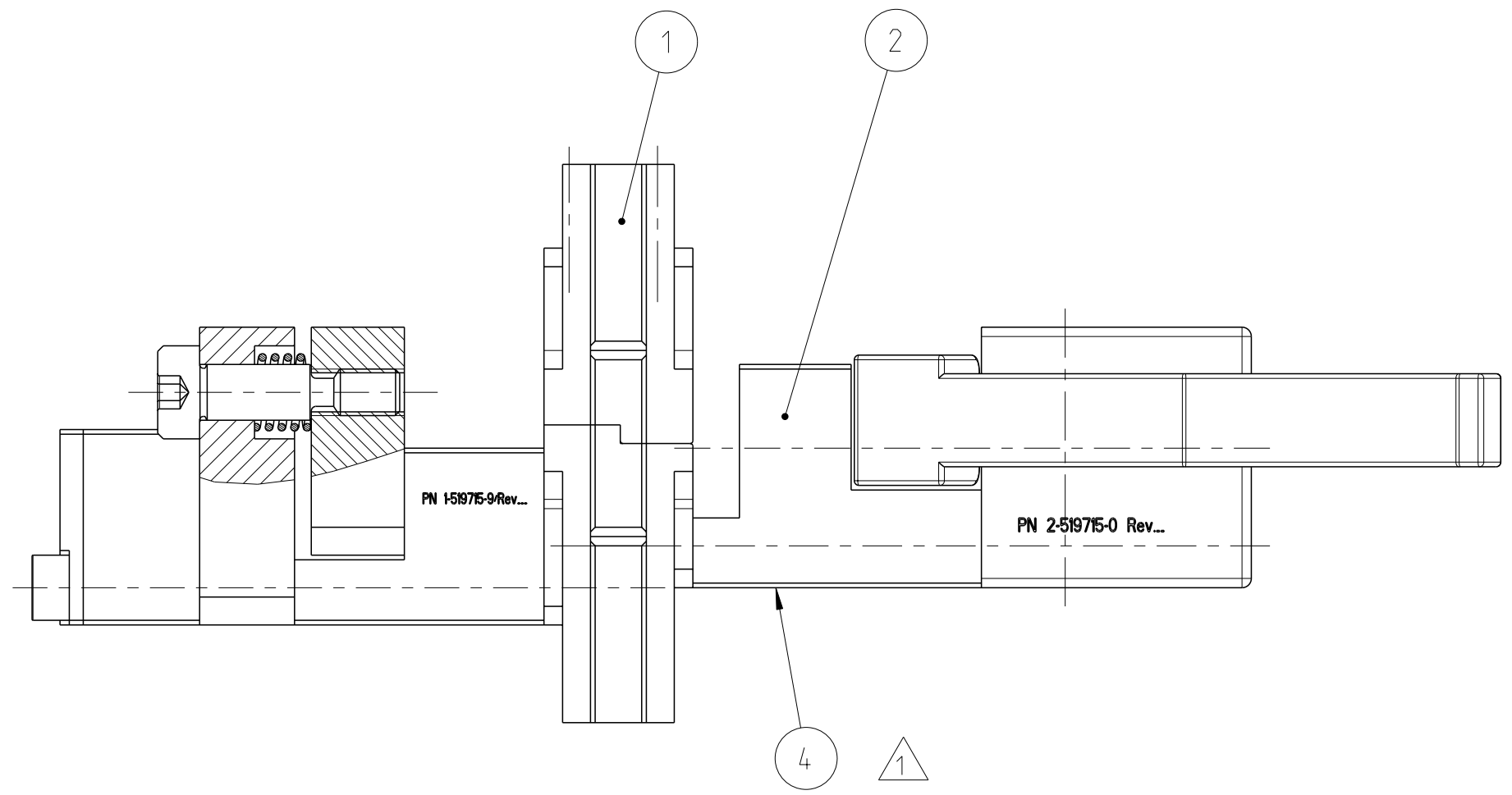
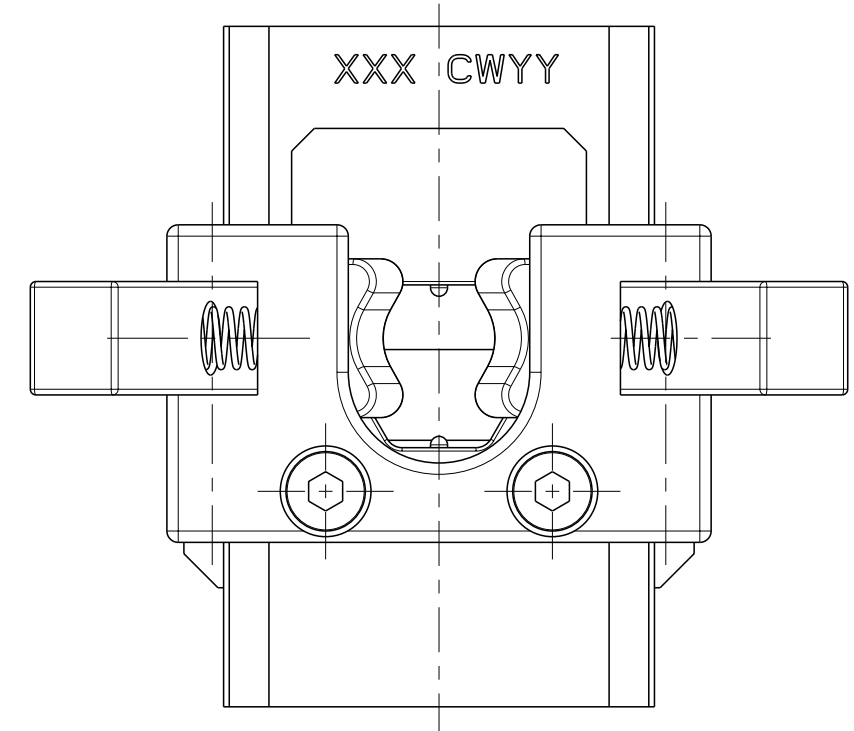
CRIMP DATA (TE TERMINAL)

TERMINAL NAME	SHIELD CRIMP HVP 800, 90°				
CRIMP	SIZE	TYPE		RANGE	
WIRE	COROPLAST			35 mm²	
INSUL	(X)		(X)		Pos. F 14,3 ±0,2
WIRE STRIP LENGHT			APPLICATOR INSTRUCTION		
TERMINAL APPL SPEC 114-94052	PRODUCT SPECIFICATION			FEED	
TERMINALS APPLIED			SEALS		
2141157-2	-	-	-	-	-
-	-	-	-	-	-
-	-	-	-	-	-
-	-	-	-	-	-
-	-	-	-	-	-
-	-	-	-	-	-
WIRE SIZE (mm² AWG)		CRIMP HEIGHT		REF SETTING	
35 mm²		Pos.G 16,6 ±0,2			
		Pos. H 21 max.			
-		-		-	
-		-		-	
-		-		-	
-		-		-	
-		-		-	
-		-		-	
REMARK: Applicator only used in combination with COROPLAST (LV216-2) Terminal Appl. Spec. 114-94052					
TYPE: Applicator for LP-Terminals					
TERMINATOR: HV Crimping Machine 528008-4					

P	LTR	REVISION RECORD	DATE	DWN	APVD	PRINTED	DWN	03MAY13	CHK	APVD
-	F	ECR-15-016140	04NOV15	BM	GS	05NOV15	C.WITT		-	-
-	-	-	-	-	-	WEIGHT	DIMENSION (mm)	MATERIAL	HT TR	
-	-	-	-	-	-	-	-	-	-	-
<p>THIS DRAWING IS A CONTROLLED DOCUMENT FOR TYCO ELECTRONICS CORPORATION. IT IS SUBJECT TO CHANGE AND THE CONTROLLING ENGINEERING ORGANIZATION SHOULD BE CONTACTED FOR THE LATEST REVISION.</p> <p>DIESES ZEICHNUNGSDOKUMENT WIRD DURCH TYCO ELECTRONICS CORPORATION KONTROLLIERT. ÄNDERUNGEN DIE DEM TECHNISCHEN FORTSCHRITT DIENEN, SIND VORBEHALTEN. DEN JEWEILS LETZTGÜLTIGEN ÄNDERUNGSSTAND ERFAHREN SIE AUF ANFRAGE</p>						 <p>TOLERANCES UNLESS OTHERWISE SPECIFIED SEE SHEET 1</p>	 <p>tyco Electronics AMP GmbH D-64625 Bensheim</p> <p>SPARE AND WEAR PARTS LIST</p>			
NAME									RESTRICTED TO	
DIE SET SHIELD CRIMP HVP800 90DEG. 35 SQMM										
SCALE			SIZE		DRAWING NO			SHEET		REV
SEE SHEET 1			A4		C-1-528041-3			1 / 3		F

THIS DRAWING IS UNPUBLISHED. RELEASED FOR PUBLICATION 20
 © COPYRIGHT 20 BY - ALL RIGHTS RESERVED.

LOC	DIST	REVISIONS					
A1	-	P	LTR	DESCRIPTION	DATE	DWN	APVD
		-		SEE SHEET 1	-	-	-
		-			-	-	-



Position zum Anbringen des Aufklebers.
Position to stick on label.

Matrize in Kombination mit hydraulischer Handzange TE PN 9-1579009-1 verwendbar
 Use this die set in combination with hydraulic hand tool TE PN 9-1579009-1

THIS DRAWING IS A CONTROLLED DOCUMENT.		DWN B.MUTH 05DEC2011	TE Connectivity															
DIMENSIONS: mm		CHK G.STEGMAYER 05DEC2011																
TOLERANCES UNLESS OTHERWISE SPECIFIED:		APVD G.STEGMAYER 05DEC2011	NAME DIE SET SHIELD CRIMP HVP800 90DEG. 35 SQMM															
<table border="1"> <tr><td>0 PLC</td><td>±</td></tr> <tr><td>1 PLC</td><td>±</td></tr> <tr><td>2 PLC</td><td>±</td></tr> <tr><td>3 PLC</td><td>±</td></tr> <tr><td>4 PLC</td><td>±</td></tr> <tr><td>ANGLES</td><td>±1°</td></tr> <tr><td>FINISH</td><td></td></tr> </table>		0 PLC	±	1 PLC	±	2 PLC	±	3 PLC	±	4 PLC	±	ANGLES	±1°	FINISH		PRODUCT SPEC -	SIZE A2	CAGE CODE 00779
0 PLC	±																	
1 PLC	±																	
2 PLC	±																	
3 PLC	±																	
4 PLC	±																	
ANGLES	±1°																	
FINISH																		
MATERIAL -		APPLICATION SPEC -	DRAWING NO C-1-528041-3	RESTRICTED TO -														
		WEIGHT 0,8 kg	SCALE 2:1	SHEET 3 OF 3														
		Customer Drawing	REV F															