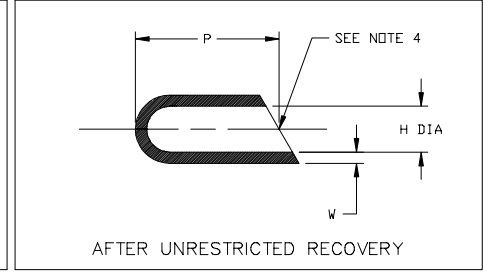
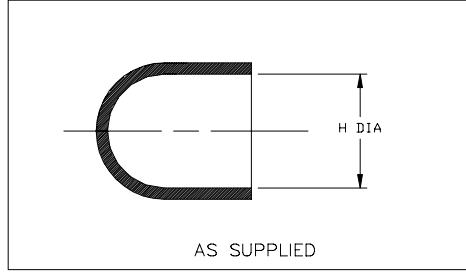


Thermofit[®] Molded Parts
 Specification Control Drawing
 Limited Distribution

Part Number : 101A0XX-X-A01
 Description : Cap, Round End

NOTES

- All dimensions are in $\frac{\text{inches}}{[\text{millimeters}]}$
- Dimensions appearing in table are as follows:
 - a - As Supplied
 - b - After Unrestricted Recovery
- Coating is optional. As supplied dimensions appearing in table are for uncoated parts. When coating is added, entry diameters will be reduced by .06 max.
- Recovered parts may have angularity of 30° - 45°.



PART NUMBER	H		P	W
	Min	Max	Min	±20%
	a	b	b	b
101A073-X-A01	1.56 [39,4]	.71 [18,0]	2.10 [53,3]	.10 [2,5]
101A083-X-A01	2.00 [50,8]	.90 [22,9]	2.11 [53,6]	.11 [2,8]

If this document is printed it becomes uncontrolled.
 Check for the latest revision.

Raychem
 RAYCHEM CORPORATION
 300 CONSTITUTION DRIVE
 MENLO PARK, CALIFORNIA 94025

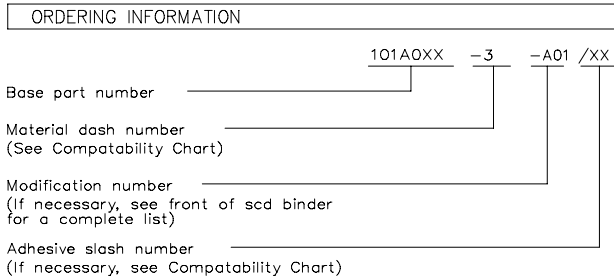
Revision : A
 Date : 1/6/99

Part Number : 101A0XX-X-A01
 Description : Cap, Round End

Thermofit[®] Molded Parts
 Specification Control Drawing
 Limited Distribution

Part Number : 101A0XX-X-A01
 Description : Cap, Round End

COMPATABILITY CHART					
MATERIAL DASH NO.	MATERIAL DESCRIPTION	RT SPEC	COATING SLASH NO.	COATING S NO.	COATING DESCRIPTION
-3	Polyolefin, Semi-rigid	RT-301	/42;/86	S-1017;S-1048	Adhesive



THIS DRAWING IS SUBJECT TO CHANGE WITHOUT NOTICE; CONSULT YOUR
 NEAREST FIELD REPRESENTATIVE FOR CURRENT REVISION

Raychem
 RAYCHEM CORPORATION
 300 CONSTITUTION DRIVE
 MENLO PARK, CALIFORNIA 94025

Revision : A
 Date : 1/6/99

Part Number : 101A0XX-X-A01
 Description : Cap, Round End
 CAD FILE MP99004