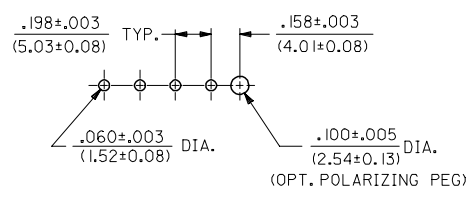
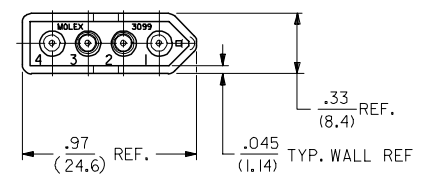
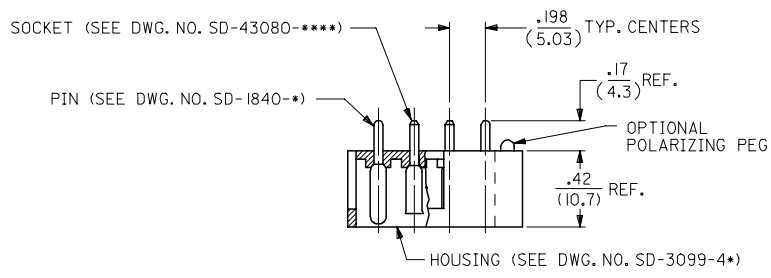


	13	12	11	10	9	8	7	6	5	4	3	2	1													
J	PART NO..	ENG. NUMBER	TERMINAL LOCATION (SEE CHART)	MAT'L	POLAR. PEG	PLATING (SEE CHART)	TERMINAL LOCATION CHART (M=MALE, F=FEMALE, B=BLANK)				PLATING CODE	PLATING			J											
	10-18-1041	A-3099-P4	A	V-0	YES	B	TERMINAL LOCATION CHART				A	UNPLATED				I										
	10-18-1042	A-3099-P4A	B	V-0	YES	B	CIRCUIT NO.				B	PINS ONLY: OVERALL TIN: .00200/(0.00508) MIN. OVER COPPER: .000100/(0.00254) MIN.					H									
	10-18-1043	A-3099-P4B	C	V-0	YES	B	1	2	3	4		SOCKETS ONLY: OVERALL TIN: .000050/(0.00127) MIN. OVER NICKEL: .000050/(0.00127) MIN.						G								
	10-18-1044	A-3099-P4C	D	V-0	YES	B	A	M	M	M	M								F							
	10-18-1045	A-3099-P4D	E	V-0	YES	B	B	F	F	F	F									E						
	10-18-1046	A-3099-P4E	F	V-0	YES	B	C	F	M	M	M										D					
	10-18-1047	A-3099-P4F	G	V-0	YES	B	D	M	F	F	F											C				
	10-18-1048	A-3099-P4H	H	V-0	YES	B	E	M	M	F	F												B			
	10-18-1049	A-3099-P4J	I	V-0	YES	B	F	M	M	M	F													A		
	10-18-1050	A-3099-P4K	J	V-0	YES	B	G	M	F	M	M														A	
	10-18-1040	A-3099-P4M	K	V-0	YES	B	H	M	M	F	M															A
	38-00-1390	A-3099-P4N	L	V-0	YES	B	I	M	F	M	F															
						J	F	F	M	M				A												
						K	F	M	B	B					A											
						L	M	B	M	M						A										



RECOMMENDED P.C. BOARD HOLE LAYOUT
SCALE: 2X



- MATERIAL:
HOUSING: UNFILLED POLYESTER, 94V-0, COLOR-BLACK
PIN TERMINAL: CARTRIDGE BRASS
SOCKET TERMINAL: PHOSPHOR BRONZE
- FINISH: SEE TABLE
- PRODUCT SPECIFICATION: N/A
- PACKAGING SPECIFICATION: N/A
- MATES WITH MOLEX 1490 RECEPTACLES AND .093/(2.36) SERIES TERMINALS
- ASSEMBLIES TO BE MOUNTED ON SUPPORTED EDGE OF P.C. BOARD

UPDATE PLATING FC NO: UCP2006-2825 DRAWN: PPI/DDEER 2006/06/08 CHKD: AEL/HAG 2006/06/09 APPR: FSM/TH 2006/06/12 REV: K1	QUALITY SYMBOLS =0 =0	GENERAL TOLERANCES (UNLESS SPECIFIED)	DIMENSION STYLE IN/MM	SCALE 2:1	DESIGN UNITS INCH	THIRD ANGLE PROJECTION
		4 PLACES ± --- ± --- 3 PLACES ± --- ± .010 2 PLACES ± 0.25 ± .014 1 PLACE ± 0.35 ± --- ANGULAR ±1/2°	DRAWN BY GEP	DATE 1989/05/25	TITLE CONNECTOR ASSEMBLY ENCLOSED WAFER 4 CIRCUIT	MATERIAL NO. SDA-3099-4**
DRAFT WHERE APPLICABLE MUST REMAIN WITHIN DIMENSIONS		SEE CHART	THIS DRAWING CONTAINS INFORMATION THAT IS PROPRIETARY TO MOLEX INCORPORATED AND SHOULD NOT BE USED WITHOUT WRITTEN PERMISSION		MOLEX MOLEX INCORPORATED	