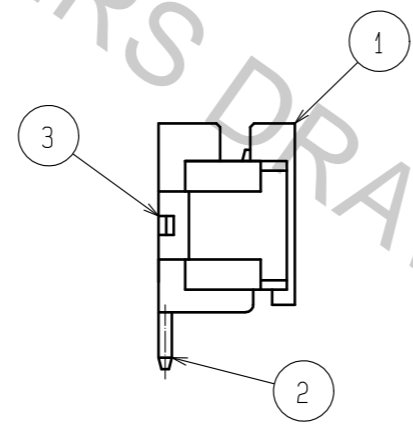
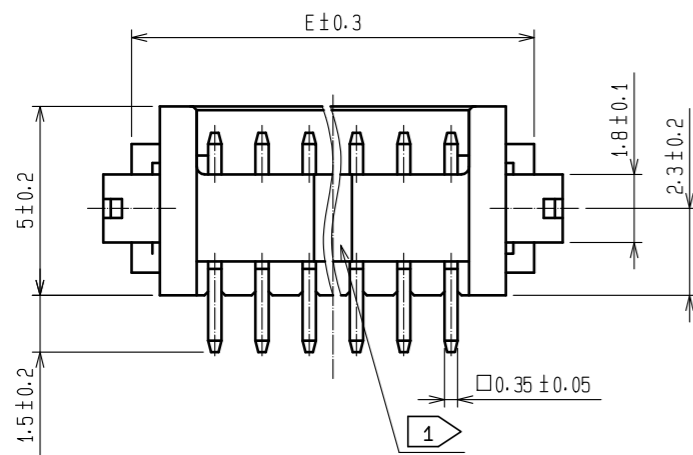
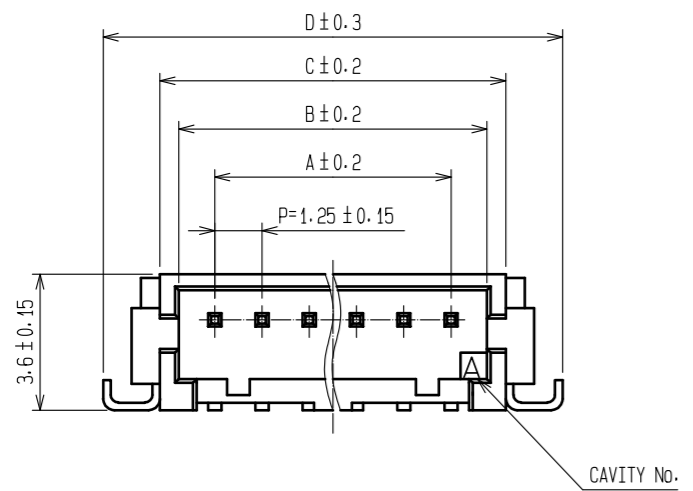
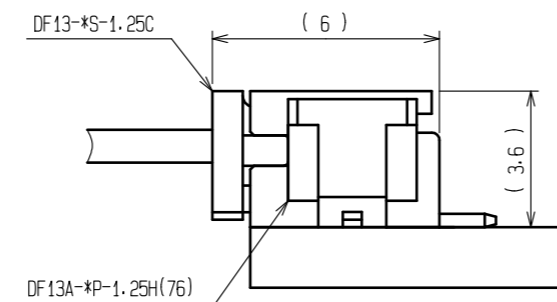


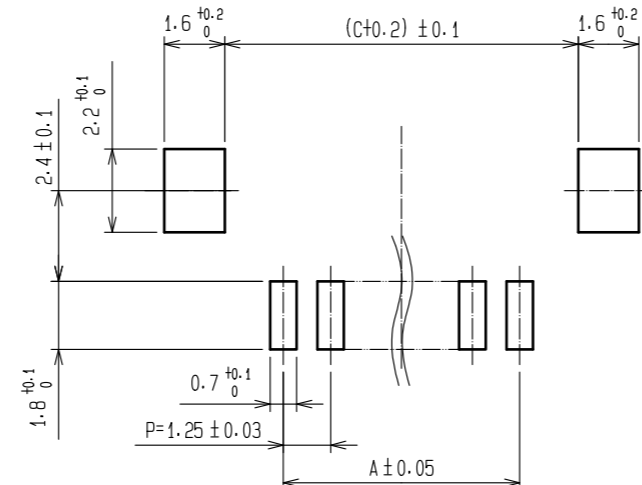
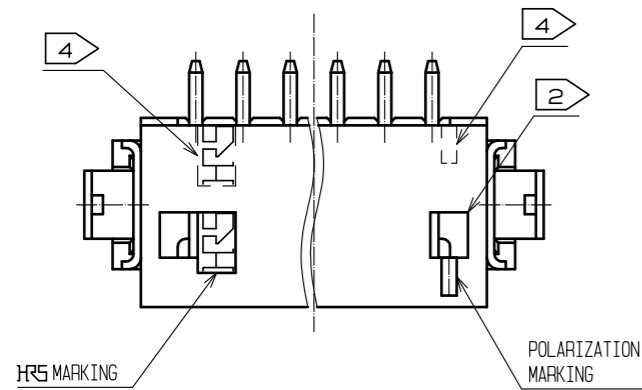
Aug.1.2018 Copyright 2018 HIROSE ELECTRIC CO., LTD. All Rights Reserved.
 In case that the application demands a high level of reliability, such as automotive,
 please contact a company representative for further information.



APPLICATION DRAWING



RECOMMENDED PATTERN

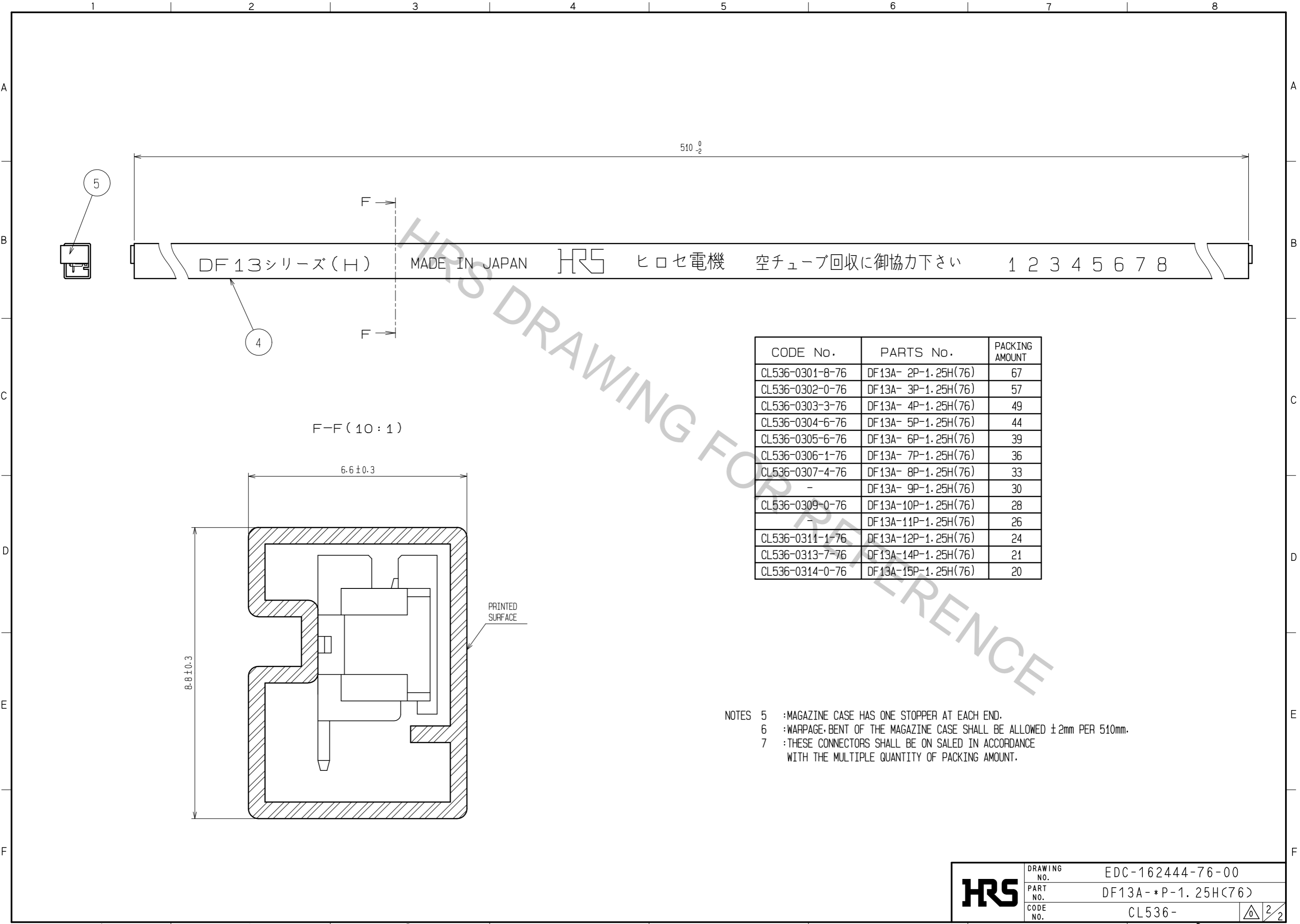


CODE No.	PARTS No.	NUMBER OF CONTACT	A	B	C	D	E
CL536-0301-8-76	DF13A- 2P-1.25H(76)	2	1.25	3.15	4.15	7.15	5.65
CL536-0302-0-76	DF13A- 3P-1.25H(76)	3	2.50	4.40	5.40	8.40	6.90
CL536-0303-3-76	DF13A- 4P-1.25H(76)	4	3.75	5.65	6.65	9.65	8.15
CL536-0304-6-76	DF13A- 5P-1.25H(76)	5	5.00	6.90	7.90	10.90	9.40
CL536-0305-9-76	DF13A- 6P-1.25H(76)	6	6.25	8.15	9.15	12.15	10.65
CL536-0306-1-76	DF13A- 7P-1.25H(76)	7	7.50	9.40	10.40	13.40	11.90
CL536-0307-4-76	DF13A- 8P-1.25H(76)	8	8.75	10.65	11.65	14.65	13.15
-	DF13A- 9P-1.25H(76)	9	10.00	11.90	12.90	15.90	14.40
CL536-0309-0-76	DF13A-10P-1.25H(76)	10	11.25	13.15	14.15	17.15	15.65
-	DF13A-11P-1.25H(76)	11	12.50	14.40	15.40	18.40	16.90
CL536-0311-1-76	DF13A-12P-1.25H(76)	12	13.75	15.65	16.65	19.65	18.15
CL536-0313-7-76	DF13A-14P-1.25H(76)	14	16.25	18.15	19.15	22.15	20.65
CL536-0314-0-76	DF13A-15P-1.25H(76)	15	17.50	19.40	20.40	23.40	21.90

- NOTES
- 1: THERE SHALL BE STANDOFF MORE THAN FIVE CONTACTS.
 - 2: WHEN THIS CONNECTOR HAS TWO OR THREE CONTACTS, THE LOCK SHALL BE SET AT THE CENTER OF HOUSING. IF MORE THAN FOUR, THE TWO LOCKS SHALL BE SET AS SHOWN ON THIS DRAWING.
 - 3: FLATNESS OF LEAD WITH REINFORCED METAL FITTINGS SHALL BE WITHIN 0.1mm.
 - 4: WHEN THIS CONNECTOR HAS MORE THAN SEVEN CONTACTS, HRS MARKING AND POLARIZATION MARKING SHIFT TO THE PLACE INDICATING DOTTED LINES.

2	BRASS	SURFACE:GOLD PLATED 0.2µm min UNDER PLATING:NICKEL PLATED 0.5µm min	5	ELASTOMER	STOPPER: GRAY			
1	POLYAMIDE	UL94V-0, NATURAL (BEIGE)	4	R. PVC	ANTI-ELECTRIFICATION: CLEAR, STICK			
NO.	MATERIAL	FINISH, REMARKS	NO.	MATERIAL	FINISH, REMARKS			
UNITS mm		SCALE 5 : 1		COUNT	DESCRIPTION OF REVISIONS	DESIGNED	CHECKED	DATE
HRS HIROSE ELECTRIC CO., LTD.		APPROVED : HS. OKAWA	18.04.03	DRAWING NO. EDC-162444-76-00				
		CHECKED : TS. FUKUSHIMA	18.04.03	PART NO. DF13A-*P-1.25H(76)				
		DESIGNED : TS. KUMAZAWA	18.04.03	CODE NO. CL536-				
		DRAWN : MK. INOUE	18.04.03					

Aug.1.2018 Copyright 2018 HIROSE ELECTRIC CO., LTD. All Rights Reserved.
 In case that the application demands a high level of reliability, such as automotive,
 please contact a company representative for further information.



DF13シリーズ(H) MADE IN JAPAN HRS ヒロセ電機 空チューブ回収に御協力下さい 1 2 3 4 5 6 7 8

510⁰/₋₂

F-F (10:1)

6.6±0.3

8.8±0.3

PRINTED SURFACE

CODE No.	PARTS No.	PACKING AMOUNT
CL536-0301-8-76	DF13A- 2P-1.25H(76)	67
CL536-0302-0-76	DF13A- 3P-1.25H(76)	57
CL536-0303-3-76	DF13A- 4P-1.25H(76)	49
CL536-0304-6-76	DF13A- 5P-1.25H(76)	44
CL536-0305-6-76	DF13A- 6P-1.25H(76)	39
CL536-0306-1-76	DF13A- 7P-1.25H(76)	36
CL536-0307-4-76	DF13A- 8P-1.25H(76)	33
-	DF13A- 9P-1.25H(76)	30
CL536-0309-0-76	DF13A-10P-1.25H(76)	28
-	DF13A-11P-1.25H(76)	26
CL536-0311-1-76	DF13A-12P-1.25H(76)	24
CL536-0313-7-76	DF13A-14P-1.25H(76)	21
CL536-0314-0-76	DF13A-15P-1.25H(76)	20

- NOTES 5 :MAGAZINE CASE HAS ONE STOPPER AT EACH END.
 6 :WARPAGE, BENT OF THE MAGAZINE CASE SHALL BE ALLOWED ±2mm PER 510mm.
 7 :THESE CONNECTORS SHALL BE ON SALED IN ACCORDANCE WITH THE MULTIPLE QUANTITY OF PACKING AMOUNT.

HRS	DRAWING NO.	EDC-162444-76-00
	PART NO.	DF13A-*P-1.25H(76)
	CODE NO.	CL536-

2/2