
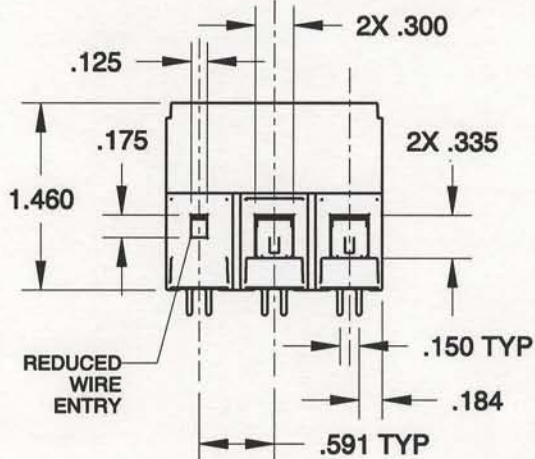
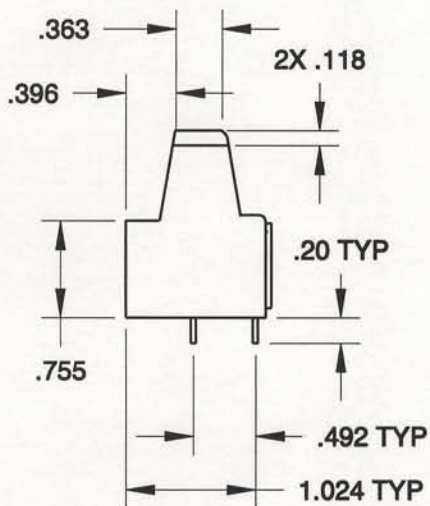
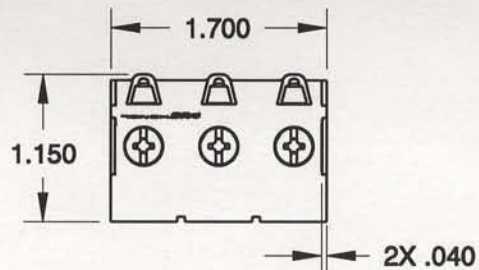
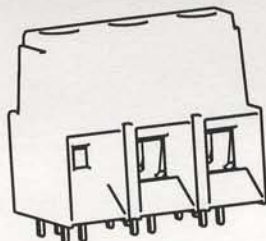


REV	ECN	APP'D
-	5458	JT 05/25/04
A	5497	SH 8/4/04
B	5742	rw 12/28/05



**RU RATINGS**  
CURRENT - 75A PENDING  
12A REDUCED WIRE ENTRY  
VOLTAGE - 600V PENDING  
U.L. FILE NO. E83421

**SP RATINGS**  
CURRENT - 75A PENDING  
12A REDUCED WIRE ENTRY  
VOLTAGE - PENDING  
CSA FILE NO. LR69703

DIN VDE 0627:1986  
DIN VDE 0110-1:1989  
EN 60947-1:1991  
EN 60947-7-1:1992  
CURRENT - 75A PENDING  
12A REDUCED WIRE ENTRY  
VOLTAGE - PENDING  
TUV FILE NO. 20396

**INSTALLATION RECOMMENDATIONS:**  
WIRE RANGE: AWG #4 - 16 AWG, STRAND OR SOLID  
REDUCED WIRE ENTRY RANGE: #12 - 24 AWG, STRAND OR SOLID  
WIRE STRIP LENGTH: .630" (16.0 MM)  
TIGHTENING TORQUE: 20 LB-IN.

**MATERIALS:**  
HOUSING: PA, UL 94 V-0, BLACK  
CONTACT: CU ALLOY, TIN PLATING PER ASTM B-545  
SCREW: STEEL, ZINC PLATING PER ASTM B63398  
WIRE CLAMP: STEEL, ZINC PLATING PER ASTM B63398  
  
**OPERATING TEMPERATURE:**  
-40°C TO 120°C

<b>DIMENSIONS</b> ANSI Y14.5M UNITS: INCHES Pro/E FILE	<b>TOLERANCES</b> .XX ±0.01 .XXX ±0.005 ANGLES ±1.0°	<b>PROJECTION</b> 	<b>Amphenol Pcd</b>		<b>TITLE</b> ELMP TERMINAL BLOCK 3 POS 15MM ( .591) CL		
			<b>ENGR</b> R. NEWMAN 05/24/04		<b>SIZE</b> A	<b>DWG NO.</b> ELMP03150	<b>REV</b> B
<b>ORIGINAL STAMPED IN RED</b>	THIS DOCUMENT CONTAINS PROPRIETARY INFORMATION WHICH IS THE CONFIDENTIAL PROPERTY OF AMPHENOL PCD, INC. PEABODY, MA, USA		<b>CHKD</b> S. HORNER 05/25/04		<b>CODE:</b> 58982	<b>SCALE:</b> NONE	<b>SHEET</b> 1 OF 1
			<b>APPD</b> J. TON 05/25/04				