



### Electrical Specifications

Input Voltage Range:	100-277 Vac Nom. (90-305 V Min/Max)
Input Over-Voltage:	Can endure 320Vac for 48 Hrs, 350Vac for 2 Hrs
Frequency:	50/60 Hz Nom. (47-63 Hz Min/Max)
Power Factor:	>0.90 @ full load, 100V through 277V
Inrush Current:	<10 Amps max @ 230 Vac, cold start 25°C
Input Current:	0.17 Amps max at 120 Vac
Efficiency:	72% typical at max load
Maximum Power:	17W
Current Accuracy:	± 1% (when applicable)
Load Regulation:	± 3%
THD:	≤ 20% @ 120 Vac, ≤ 35% @ 277 Vac
Leakage Current:	300 µA Typical
Hold Up Time:	Half Cycle

### Protections

Over-voltage	Output
Short Circuit	Auto Recovery

### Environmental Specifications

Max Case Life Temp: (5 year warranty)	72°C
Maximum Case Temp (UL):	80°C
Storage Temperature:	-40°C to +85°C
Minimum Starting Temp:	-30°C
Humidity:	5% to 95%
Cooling:	Convection
Sound Rating:	Class A
Vibration Frequency:	5 to 55 Hz/2g, 30 minutes
Sound Rating:	Class A
Lifetime:	50,000 Hours, 72°C @ Tc point (see graph for details)
MTBF:	450,000 Hours at full load and 40°C ambient conditions per MIL-217F Notice 2
EMC:	Compliant to CISPR 22 Class B, CISPR 14-1 Class B, GB4343 1-2003, GB17625.1-2003
Weight:	6.9 oz. (196 g)



### Constant Current Models

Model	Output Current (mA ±3%)	Output Voltage Range (Vdc)	Max. Output Power (W)	Typical Efficiency
LED17W-36-C0470	470	18-36	17	74%
LED17W-24-C0700	700	12-24	17	74%
LED17W-12-C1400	1400	6-12	17	72%

### Constant Voltage Models

Model	Output Voltage (Vdc ±5%)	Output Current Range (mA)	Max. Output Power (W)	Typical Efficiency
LED17W-12	12	350-1400	17	72%
LED17W-24	24	175-700	17	74%
LED17W-36	36	118-470	17	74%

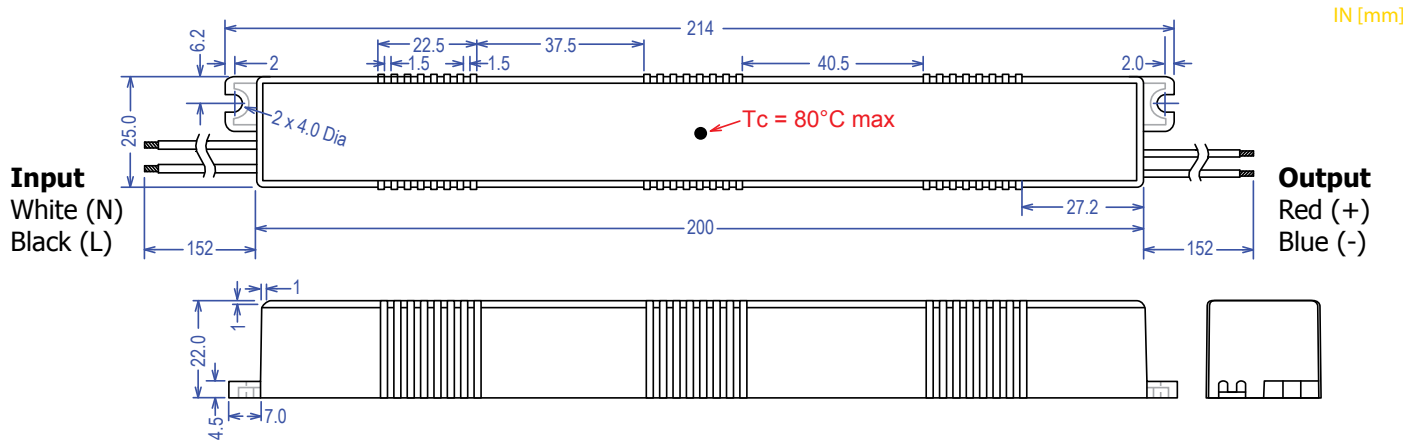
• Indicates S.A.M. **Class 2: US/Canada**

- Total Power: 17 Watts
- Input Voltage: 100-277 Vac Nom.
- UL Dry & Damp Location Rated
- Constant Current & Constant Voltage with Isolation
- Black Magic Thermal Advantage™ Plastic Housing
- High Power Factor
- UL Sign Components Manual (S.A.M. Models)

**Note:**  
LED drivers are designed and intended to operate LED loads only. Non-LED loading may be outside the specified design limits of our LED drivers, and therefore cannot be covered by any warranty. If you desire to use our LED drivers to operate non-LED loads please contact us to discuss compatibility.

Safety Cert.	Standard
UL/CUL	UL8750 & CAN/CSA-22.2 No. 250.13-12, UL1012/CSA-C22.2 No.107.1
CE	EN 61347-1, EN61347-2-13
Withstand Voltage	Input to Output: 3750 Vac
Isolation Resistance	Input to Output: >100 MΩ, 500VDC @ 25 OC, 70 % RH
EMC Standard	Notes
FCC, 47CFR Part 15	Class B
EN 55015	Limits and methods of measurement of radio disturbance characteristics of electrical lighting and similar equipment.
EN 61000-3-2	Part 3-2: Limits for harmonic current emissions Class C, >80% Rated Power
EN 61000-3-3	Part 3-3: Limitation of voltage changes, voltage fluctuations and flicker.
EN 61000-4-5	Part 4-5: Surge Immunity test, 2 kV L-N, 4 kV L-G & N-G
Energy Star	Energy Star transient protection: Ballast or driver shall comply with ANSI/IEEE C62.41.1-2002 and ANSI/IEEE C62.41.2-2002, Category A operation. The line transient shall consist of seven strikes of a 100 kHz ring wave, 2.5 kV level, for both common mode and differential mode.

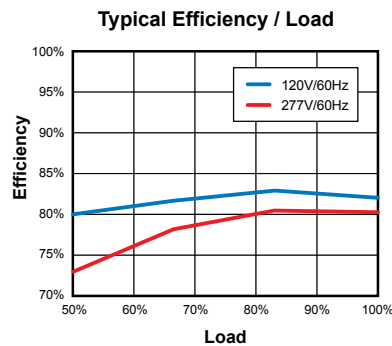
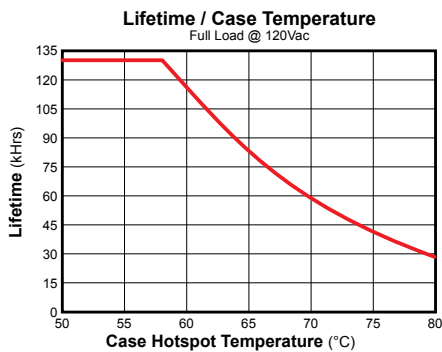
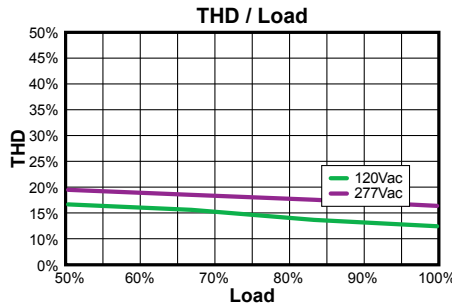
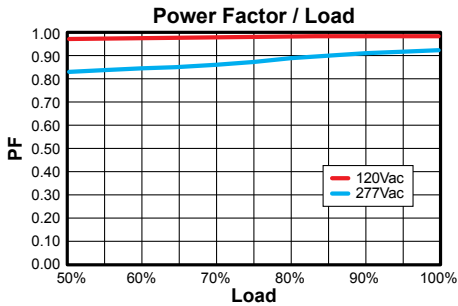
**Dimensions**



**WIRE SPECS:**

**Input Leads:** 18 AWG, rated 600 V, 105C, min.  
**Output Leads:** 18 AWG, rated 300 V, 105C, min.  
All wires are stranded with solder dipped ends.

**Power Characteristics**



**Note:** The area under the life-temperature curve represents where the driver has highly reliable operation within specification. Driver performance may drift out of published specifications as the hours of operation exceed the curve at a given temperature. Higher operating temperatures increase the chances of a failure to function. Other electrical, mechanical and environmental factors affect driver lifetime but are not represented in this calculation.

**UL Conditions of Acceptability**

See website for additional information