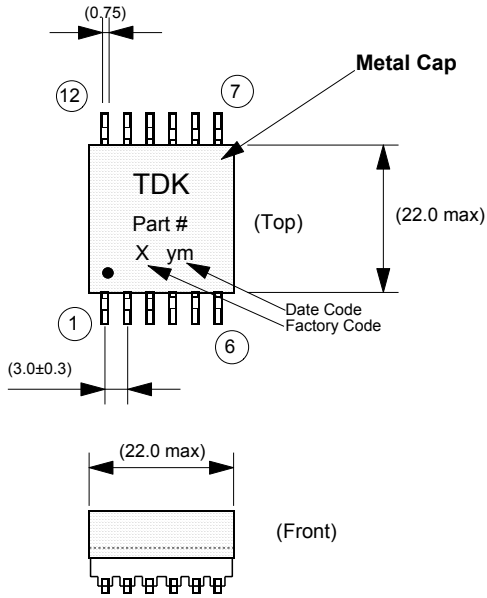
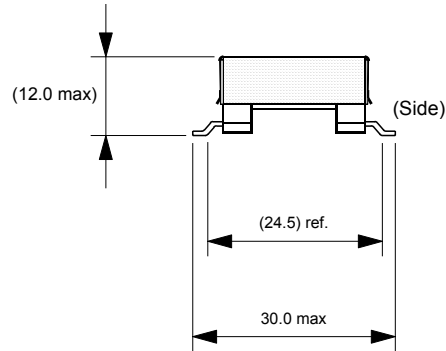




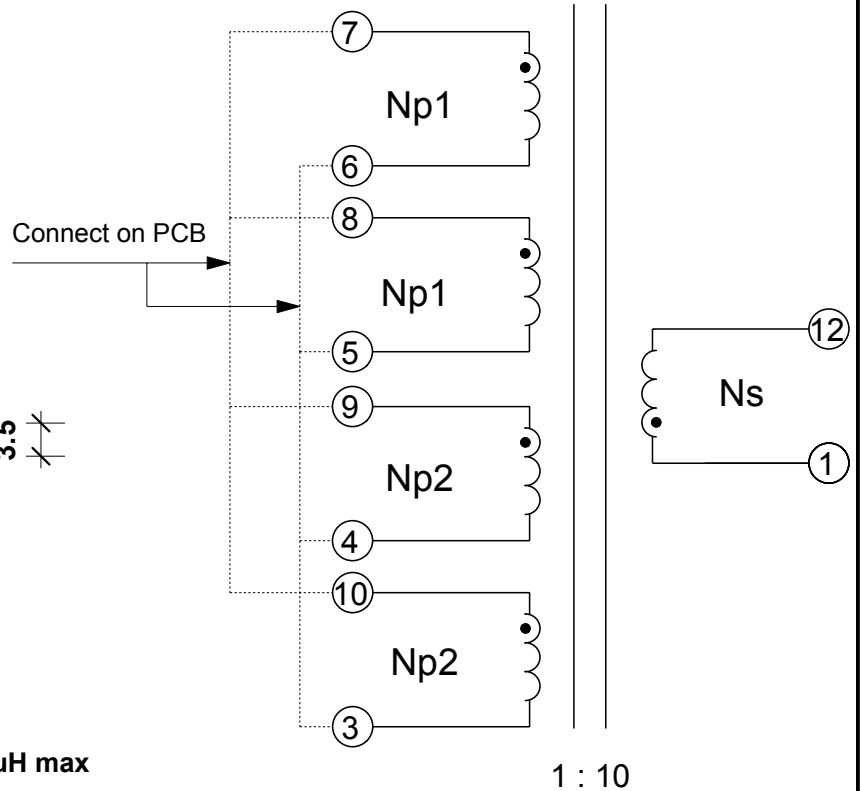
(1) Appearance & Dimension



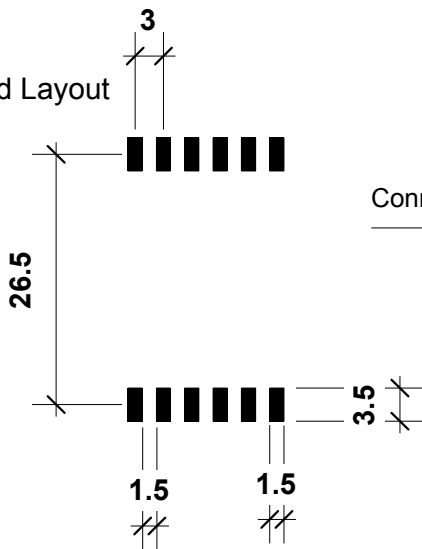
10A Charging Transformer



(3) Schematic



(2) Suggested Pad Layout



(4) Electrical Specification @ 25Deg. C

1. Inductance: 7,8,9,10 - 6,5,4,3 10uH±10%
2. Leakage Inductance: Pri - (Short Sec.) 1.0uH max
3. DC Resistance:
 - 7-6 - 100mOhms Max
 - 8-5 - 100mOhms Max
 - 9-4 - 110mOhms Max
 - 10-3 - 110mOhms Max
 - 12-1 - 3.5Ohms Max
4. Turns Ratio: Sec. - Pri. 0.10±5%
5. Withstanding Voltage: Pri. - Sec. 1KVAC 2 sec.

Note:

1. Terminals coplanarity 0.15 max
2. Epoxy adhesive curing 120°C +10/-0 1 hour +10/-0
3. All dimensions in mm
4. Lead free - RoHS Compliant

Customer	Linear Technology	Design	T. Thurman	10/12/05
Model	DCT20EFD-U32S003	Checked		
TDK CORPORATION		Approved		
		Dwg. No.		x