

Features

- Low Ripple
- High Rejection
- Low Loss

Description

Surface mount, silver (Ag) coated ceramic filter. Developed for use in Infrastructure and applications.

Material: Filter is composed of a ceramic block coated with Ag and a shield made of nickel silver plated steel.

Filter complies with RoHS standards.



Electrical Specifications

Parameter	Frequency MHz	Typical @ 25°C	Specification @ 25°C	Spec over -40°C to +85°C
Response				
Passband Iloss	2496 - 2692	-2.20	-2.40	-3.15
Passband Ripple	2496 - 2692	1.41	2.10	2.10
Passband Return Loss @ Port 1	2496 - 2692	-13.0	-10.0	-10.0
Passband Return Loss @ Port 1	2496 - 2692	-13.0	-10.0	-10.0
Attenuation	0.1 - 2470	-27.0	-20.0	-20.0
	2705 - 4000	-17.0	-15.0	-15.0
Power into any port		3 Watt max		

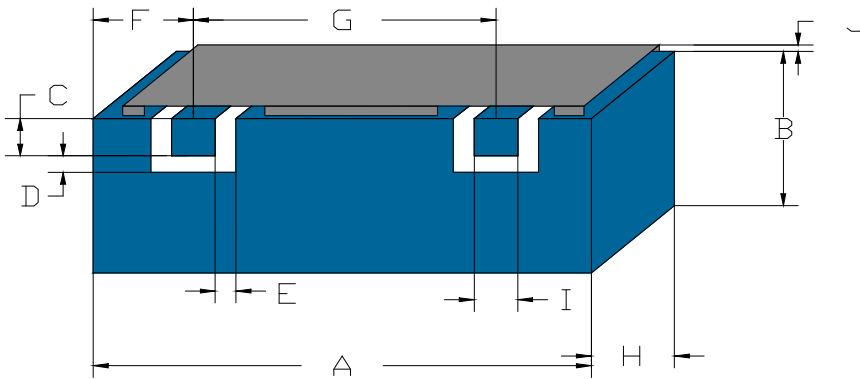
Note: Supplier shall test each filter to the critical electrical specifications of the above table. Any subsequent audits may deviate from in value due to measurement repeatability among different test systems. Such deviations shall not exceed the following limits:

Specification Allowance	
Insertion Loss	0.1 dB
Return Loss	1.0 dB
Stopbands	1.0 dB

*This product is covered by one or more of the following U.S. and foreign patents including: US 4,692,726;US 4,742,562; US 4,800,348;US 4,829,274;US 5,146,193;EP 0573597;DE 0573597;FR 0573597;JP 508149/92;KR 142171;US 5,162,760;US 5,218,329;US 5,250,916;US 5,327,109;US 5,488,335;CA 2114029;FR 9306297;GB 2273393;JP 3205337;KR 115113;CN 93106228.4;US 5,512,866;EP 0706719;DE 0706719;FR 0706719;GB 0706719;CN 95190359.4;US 5,602,518;US 5,721,520;US 5,745,018;EP 0910875;DE 0910875;DK 0910875;FR 0910875;GB 0910875;IE 0910875;JP 505182/98;KR 10-323013;US 5,994,978;US 6,462,629;CN 00810420.4;US 6,559,735;US 6,650,202;US 6,834,429. Other US and foreign patents pending.

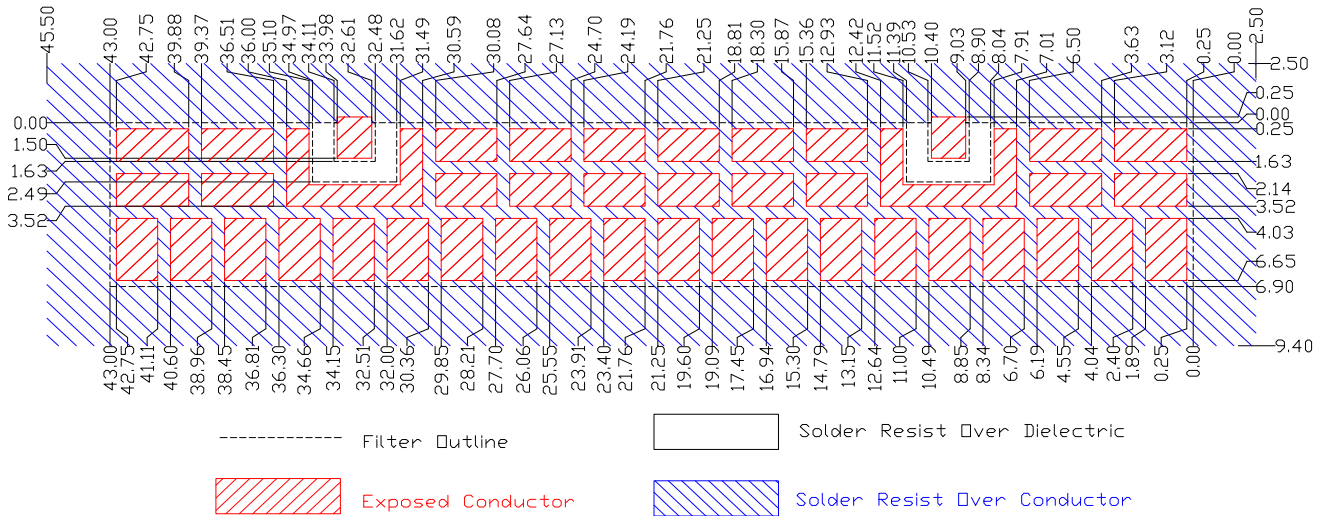
CTS Corporation 2006 reserves all copyrights in the layout, design and configuration of the patterns on this product.

Mechanical Drawing

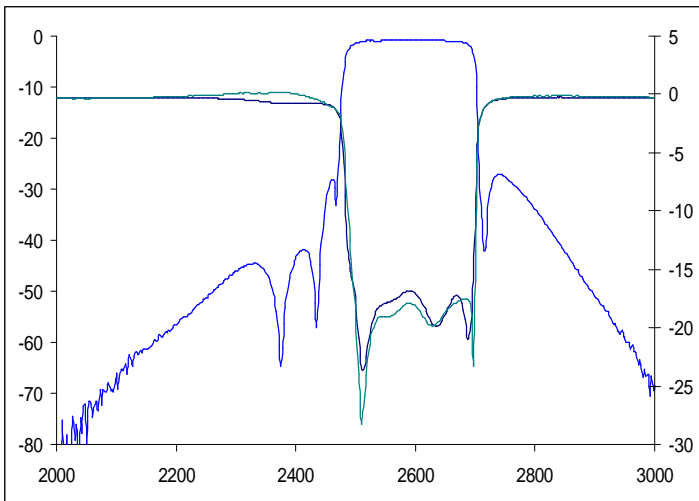


Dim	Nominal (mm)	Tolerance (mm) +/- or max
A	43.0	max
B	6.90	max
C	1.63	0.13
D	0.86	0.13
E	0.86	0.13
F	9.28	0.25
G	23.60	0.13
H	8.4	max
I	1.63	0.13
J	1.5	max

PCB Layout



Electrical response



Packaging and Marking

Customer Feed Direction → → →

DIMENSION	UNITS	SPECIFICATION
REEL DIAMETER	mm	330
REELWEIGHT	kg	3.48
REEL QUANTITY	ea.	400

Product Marking

□ CTS
 43B
 □ YWW

Wo	Ao	Bo	Ko	Po
Inches/mm	Inches/mm	Inches/mm	Inches/mm	Inches/mm
2.205"/56	0.343"/8.7	1.705"/43.3	0.343"/8.7	0.630"/16.00