



PACKAGING SPECIFICATION

PACKAGING SPECIFICATION FOR DIN VALVE SERIES C81

1.0 SCOPE	2
2.0 PURPOSE	2
3.0 GENERAL PACKAGING INFORMATION	2
4.0 PACKAGING OF DIN VALVE OPTIONS	3
4.1 OPTION 1 - SINGLE PACKAGED: UN-MOUNTED:.....	3
4.2 OPTION 2 - BULK PACKAGED: UN-MOUNTED:	4
5.0 CARTON DIMENSIONS	6
6.0 LABELLING	7
7.0 SHIPPING PALLETS	8

REVISION: H	ECR/ECN INFORMATION: EC No: IPG2015-1444 DATE: 17-FEB-2015	TITLE: PACKAGING SPECIFICATION FOR DIN VALVE SERIES C81	SHEET No. 1 of 10
DOCUMENT NUMBER: PK-121023-C81	CREATED / REVISED BY: PODWYER	CHECKED BY: S MCGREEVY	APPROVED BY: E FOLAN
<small>TEMPLATE FILENAME: PACKAGING_SPEC[SIZE_A4](V.1).DOC</small>			



PACKAGING SPECIFICATION

1.0 SCOPE

This specification specifies the general requirements to describe the packaging procedure for the DIN Valve series, C81 Series.

2.0 PURPOSE

The purpose of this specification is to assure that all DIN Valve options shipped from Molex arrive damage free and in a manner which allows ease of handling, storage and distribution.

3.0 GENERAL PACKAGING INFORMATION

The recommended carton closure is tape.

The carton weight should not exceed 15kg.

Excess volume in the carton should be filled with suitable carton filler material.

The pallet weight should not exceed 450kg.

The pallet height should not exceed 1.1m.

REVISION: H	ECR/ECN INFORMATION: EC No: IPG2015-1444 DATE: 17-FEB-2015	TITLE: PACKAGING SPECIFICATION FOR DIN VALVE SERIES C81	SHEET No. 2 of 10
DOCUMENT NUMBER: PK-121023-C81	CREATED / REVISED BY: PODWYER	CHECKED BY: S McGREEVY	APPROVED BY: E FOLAN



PACKAGING SPECIFICATION

4.0 PACKAGING OF DIN VALVE OPTIONS

4.1 OPTION 1 - SINGLE PACKAGED: MOUNTED:

The single pack mounted connector consists of an Insert Assembly and a Cover Assembly mounted together with a screw and gasket where applicable, all placed in a bag (P/N 1211160571).

100 bags of mounted connector assemblies are placed in a carton for shipping unless otherwise stated; reference Table 1 below for carton part numbers.



Figure 1 - Example of a Single Packaged Mounted Connector

Table.1 Single packaged mounted final part number kits.

PART No.	mPm PART No.	SPQ	BOX
1210240371	C81309N221840	100	1211160002
1210230690	C81211N2114	100	1211160002
1210240348	C81211G21B7	500	1211160004

REVISION: H	ECR/ECN INFORMATION: EC No: IPG2015-1444 DATE: 17-FEB-2015	TITLE: PACKAGING SPECIFICATION FOR DIN VALVE SERIES C81	SHEET No. 3 of 10
DOCUMENT NUMBER: PK-121023-C81	CREATED / REVISED BY: PODWYER	CHECKED BY: S McGREEVY	APPROVED BY: E FOLAN
<small>TEMPLATE FILENAME: PACKAGING_SPEC[SIZE_A4](V.1).DOC</small>			



PACKAGING SPECIFICATION

4.2 OPTION 2 - BULK PACKAGED: MOUNTED:

The bulk pack mounted connector kit consists of 100 Insert Assemblies and Cover Assemblies mounted together and placed in a carton for shipping; reference Table 2 below for carton part numbers.

Where applicable (refer to the Bill of Material), a bag of screws and a bag of gaskets are included.

Components must not be mixed in bags.

This constitutes a kit of 100 mounted connectors.



Figure 2 - Example of bulk pack mounted connectors

REVISION: H	ECR/ECN INFORMATION: EC No: IPG2015-1444 DATE: 17-FEB-2015	TITLE: PACKAGING SPECIFICATION FOR DIN VALVE SERIES C81	SHEET No. 4 of 10
DOCUMENT NUMBER: PK-121023-C81	CREATED / REVISED BY: PODWYER	CHECKED BY: S MCGREEVY	APPROVED BY: E FOLAN



PACKAGING SPECIFICATION

Table.2 Mounted, bulk packed final part number kits.

mPm PART No.	PART No.	SPQ	BOX
C81211G21	1210230618	100	1211160002
C81211N21	1210230620	100	1211160002
C81311N21	1210230633	100	1211160002
C81309N2R	1210230808	100	1211160002
C81309N21	1210230629	100	1211160002
C81309G21	1210230627	100	1211160002
C81311N210077	1210240631	100	1211160002
C81311N24	1210230635	100	1211160002
C813M0N21	1210230694	100	1211160002
C81209N21	1210230612	100	1211160002
C81209N62	1210230616	100	1211160002
C813M6N21	1210230707	100	1211160002
C81312N23	1210230781	100	1211160002
C81312N22	1210230819	100	1211160002
C81311N62	1210230637	100	1211160002
C81311G22	1210230632	100	1211160002
C81311G21	1210230631	100	1211160002
C81309N22	1210230630	100	1211160002
C812M6N21	1210230687	100	1211160002
C81212N21	1210230626	100	1211160002
C81211N62	1210230624	100	1211160002
C81211N24	1210230623	100	1211160002
C81211G23SA	1210230758	100	1211160002
C81209G21	1210230611	100	1211160002
C81311G23SA	1210240929	100	1211160002
C81211N23	1210230622	100	1211160002
C81309N24	1210230836	100	1211160002
C81209T21	1210230659	100	1211160002
C81311N22	1210230634	100	1211160002
C81309N2G	1210230860	100	1211160002
C81309W21SA	1210230871	100	1211160002

REVISION: H	ECR/ECN INFORMATION: EC No: IPG2015-1444 DATE: 17-FEB-2015	TITLE: PACKAGING SPECIFICATION FOR DIN VALVE SERIES C81	SHEET No. 5 of 10
DOCUMENT NUMBER: PK-121023-C81	CREATED / REVISED BY: PODWYER	CHECKED BY: S McGREEVY	APPROVED BY: E FOLAN



PACKAGING SPECIFICATION

5.0 CARTON DIMENSIONS

All dimensions are internal dimensions of box and are in millimeters

Carton Part No.	L	W	H
1211160002	300	190	140
1211160004	780	305	165

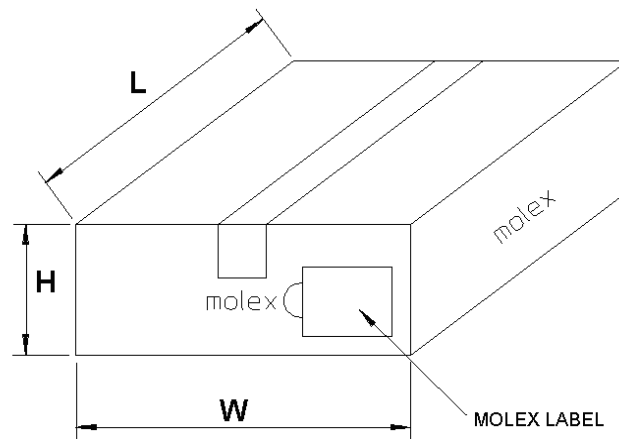


Figure 3 – Carton Box Dimensions

REVISION: H	ECR/ECN INFORMATION: EC No: IPG2015-1444 DATE: 17-FEB-2015	TITLE: PACKAGING SPECIFICATION FOR DIN VALVE SERIES C81	SHEET No. 6 of 10
DOCUMENT NUMBER: PK-121023-C81	CREATED / REVISED BY: PODWYER	CHECKED BY: S MCGREEVY	APPROVED BY: E FOLAN



PACKAGING SPECIFICATION

6.0 LABELLING

The labels used are standard Molex Ireland labels and measure 124.0 x 70.0 mm.
See Figure 4 below for a sample of a label.






(1P) PART NUMBER XXXXXXXXXXXX 		
DESCRIPTION		
(Q) QUANTITY XXX 		
(12D) INV CTRL DATE XXXX/XX/XX		
(4L) COUNTRY OF ORIGIN Ireland		
(S) TRACKING NO XXXXXXXXXXXX 		
REACH SVHC information - see www.molex.com		
Packing Standards 0/0	VS X/X	
Eng.Nr. XXXXXXXXXXXX		
Molex P/N XXXXXXXXXXXX		
		 www.molex.com
MOLEX IRELAND LTD., SHANNON INDUSTRIAL ESTATE, SHANNON, CO.CLARE, IRELAND		

Figure 4 – Molex Label Example

REVISION: H	ECR/ECN INFORMATION: EC No: IPG2015-1444 DATE: 17-FEB-2015	TITLE: PACKAGING SPECIFICATION FOR DIN VALVE SERIES C81	SHEET No. 7 of 10
DOCUMENT NUMBER: PK-121023-C81	CREATED / REVISED BY: PODWYER	CHECKED BY: S McGREEVY	APPROVED BY: E FOLAN



PACKAGING SPECIFICATION

7.0 SHIPPING PALLETS

For shipping style X, boxes may be shipped individually or a number may be put into a larger box for shipping.

For shipping style Y, boxes are stacked in a small shipping pallet box.

For shipping style Z, boxes are stacked in a large shipping pallet box (Fig. 6).

For the small and large pallet boxes, if the pallet box is not full then it may be cut down in size.

Boxes shall be stacked vertically (columnar) i.e. not interlocked see Fig. 5.

Shipping Style information is contained in Table 5

Box No.	No. of Boxes		
	less than	between	between
1211160002	20	20 < 40	40 < 100
1211160004	3	3 < 7	7 < 17
Shipping Style	X	Y	Z

Table 5: Shipping Style

<u>REVISION:</u> H	<u>ECR/ECN INFORMATION:</u> EC No: IPG2015-1444 DATE: 17-FEB-2015	<u>TITLE:</u> PACKAGING SPECIFICATION FOR DIN VALVE SERIES C81	<u>SHEET No.</u> 8 of 10
<u>DOCUMENT NUMBER:</u> PK-121023-C81	<u>CREATED / REVISED BY:</u> PODWYER	<u>CHECKED BY:</u> S McGREEVY	<u>APPROVED BY:</u> E FOLAN



PACKAGING SPECIFICATION

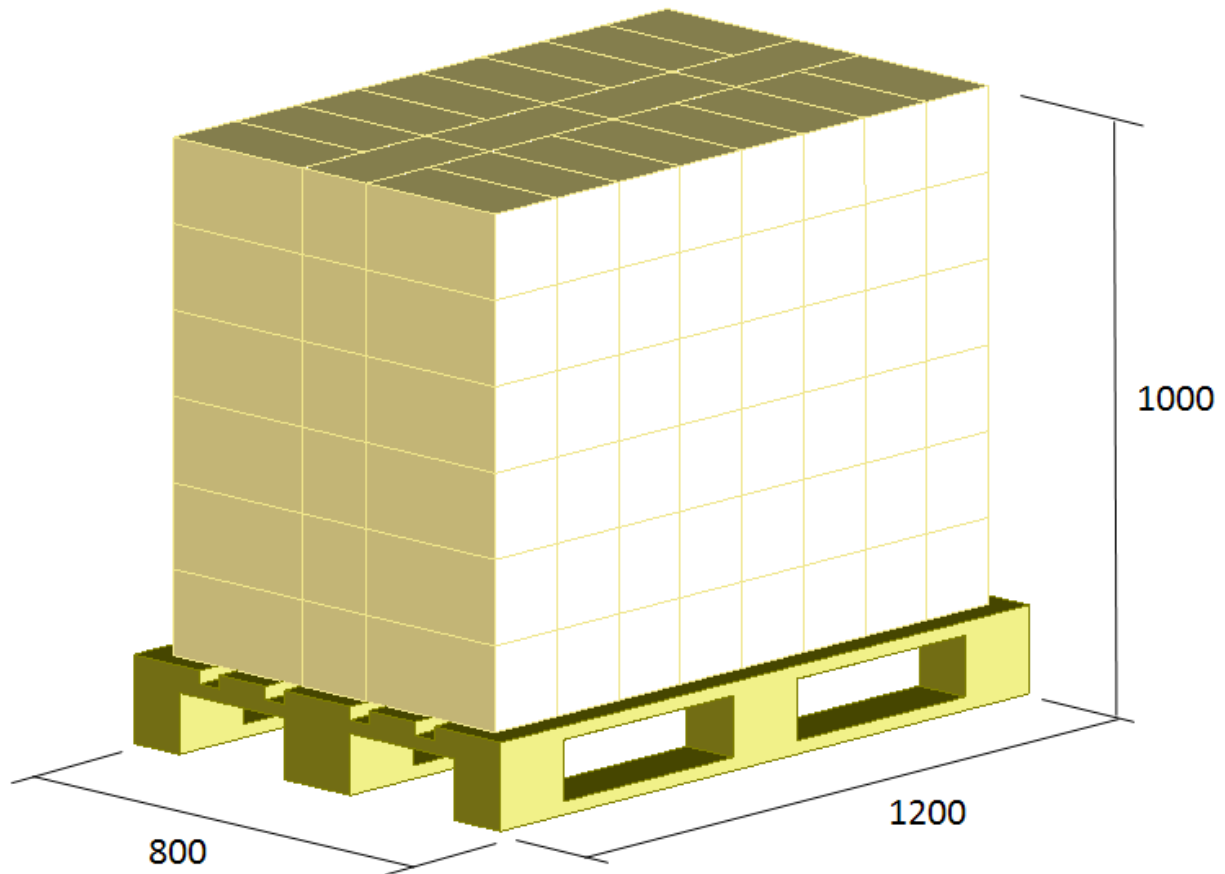


Figure 5 – Pallet Stacking Layout

REVISION: H	ECR/ECN INFORMATION: EC No: IPG2015-1444 DATE: 17-FEB-2015	TITLE: PACKAGING SPECIFICATION FOR DIN VALVE SERIES C81	SHEET No. 9 of 10
DOCUMENT NUMBER: PK-121023-C81	CREATED / REVISED BY: PODWYER	CHECKED BY: S McGREEVY	APPROVED BY: E FOLAN



PACKAGING SPECIFICATION



Figure 6 – Boxes contained in a Pallet box

<u>REVISION:</u> H	<u>ECR/ECN INFORMATION:</u> EC No: IPG2015-1444 DATE: 17-FEB-2015	<u>TITLE:</u> PACKAGING SPECIFICATION FOR DIN VALVE SERIES C81	<u>SHEET No.</u> 10 of 10
<u>DOCUMENT NUMBER:</u> PK-121023-C81	<u>CREATED / REVISED BY:</u> PODWYER	<u>CHECKED BY:</u> S McGREEVY	<u>APPROVED BY:</u> E FOLAN