


## SPECIFICATION

- Part No. : **FXP07.09.0100A**
- Product Name : Flexible PCB Penta Band GSM Antenna,  
100mm 1.13cable, right angle MMCX  
connector
- Feature : Very low profile penta-band GSM  
Adhesive tape for easy mounting  
RoHS compliant




## 1. Introduction

FXP.07 is a general version of stick-on flexible PCB GSM penta-band antenna. It is designed with a cellphone size ground plane so works the best with devices of similar size or bigger. This low profile and conformable antenna can be easily fitted into any housing for plug-and-play application.


## 2. Specification

Communication System	Penta-band Cellular				
	AMPS	GSM	DCS	PCS	UMTS
Frequency (MHz)	824 ~ 896	880~960	1710~1880	1850~1990	1710~2170
Efficiency (ground plane)	91%	83%	39%	21%	18%
Efficiency (free space)	13%	14%	49%	40%	29%
VSWR	1.06~7.3				
Impedance	50 Ohm				
Radiation Pattern	Omni-directional				
Polarization	Linear				
FPCB	41.0 x 24.0 mm				
Connector	MMCX(M)RA				
Cable	Ø1.13				
Cable Length	100 mm				
Adhesive Tape	3M 467				
Operation					
Temperature	-40°C ~ +85°C				
Storage Temperature	-40°C ~ +85°C				

## 2.1 Mounting instructions and ground-plane connection



Peel back 3m paper. On the underside of the antenna is automotive grade 3m adhesive (glue) for sticking the FXP.07 directly to plastic (e.g. housing). The antenna can be curved around housing but should not be folded sharply




Ground connection - this small square pad at the bottom of the FXP.07 can be seen when paper is removed. This should be connected to extra ground or metal to increase efficiency (e.g. allow pad to touch the side of a PCB like the picture above

This is the antenna trace or signal feed and should be allowed to be free from the PCB and allowed to exist in free area on non metal area (plastic housing)\_

## 3. Electrical Property


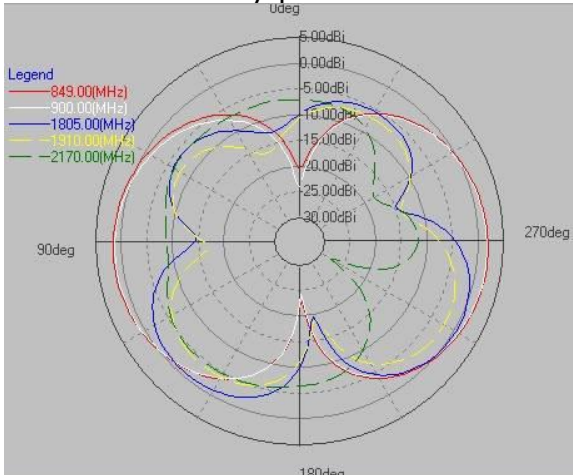
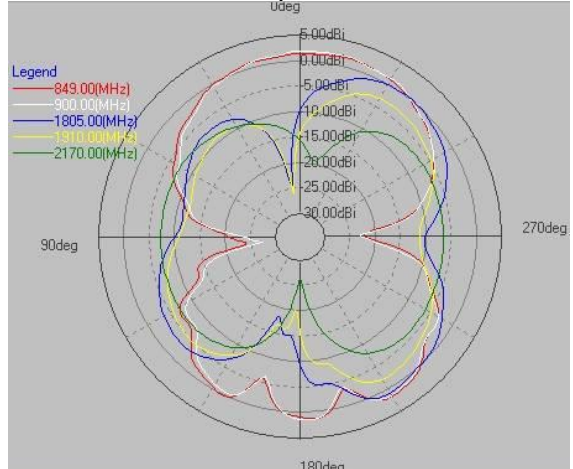
### 3.1 Test Setup

FXP.07 was designed with a cell-phone size ground plane (110 x 45 mm). Tests were setup to demonstrate its RF properties with this ground plane, in free space and adhered to a plastic box to simulate a typical application device. Satimo SG64 3D-chamber is used for radiation and efficiency test with 5% tolerance.



Satimo SG64 3D-chamber and antenna setup reference.

### 3.2 Radiation Pattern

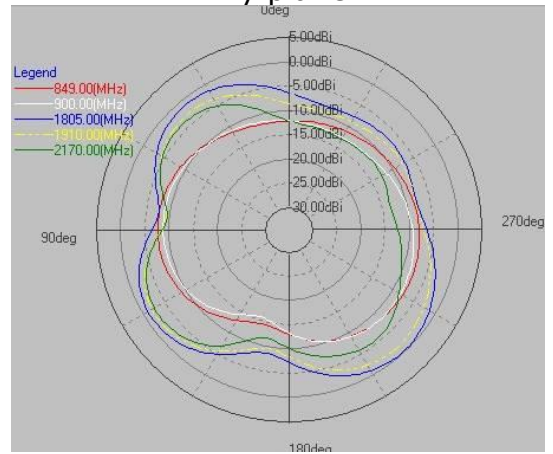
x-y plane	x-z plane
FXP.07 with original ground plane	
 <p data-bbox="172 1167 778 1301">This ground plane is what FXP.07 is originally designed for. So the test result can be treated as a bench mark for this antenna.</p>	<div style="text-align: center;"> <p data-bbox="1050 495 1193 526">x-y plane</p>  </div> <div style="text-align: center;"> <p data-bbox="1050 1003 1193 1034">x-z plane</p>  </div>

FXP.07 in free space

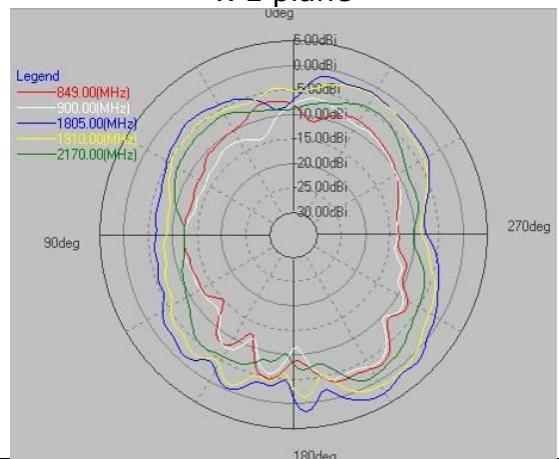


Miniature antenna needs a ground plane for radiation. FXP.07 tested with no ground plane present the extreme cases of the antenna performance.


x-y plane



x-z plane



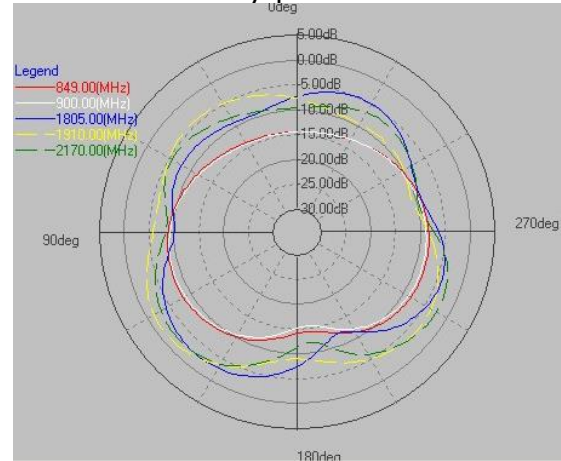
FXP.07 adhere on plastic



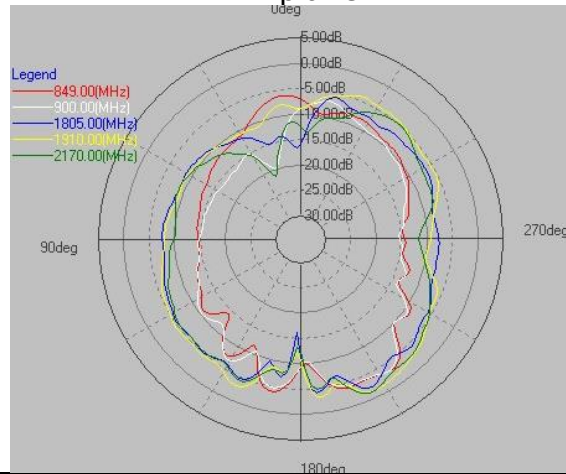
Majority of the GSM devices is made with plastic housing. This test demonstrate the effects of FXP.07 adhere on a piece of plastic.

Compare the result of FXP.07 in free space with and without adhering on a piece of plastic, the plastic mainly degrade the performance of GSM1850MHz band.


x-y plane



x-z plane

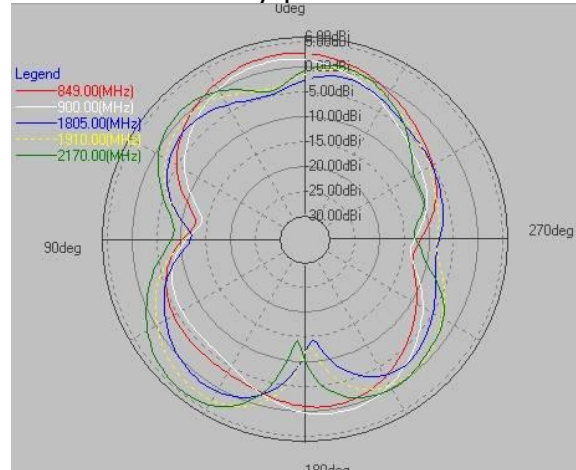


FXP.07 with the ground plane adhere on plastic box

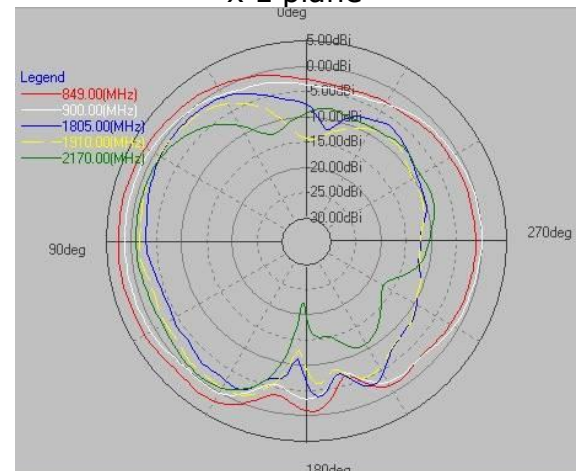


More often, FXP.07 is attached to a piece of ground plane and packed in a plastic box. This test try to simulate a typical situation when FXP.07 is attached to a piece of PCB, with other piece in a device.

x-y plane

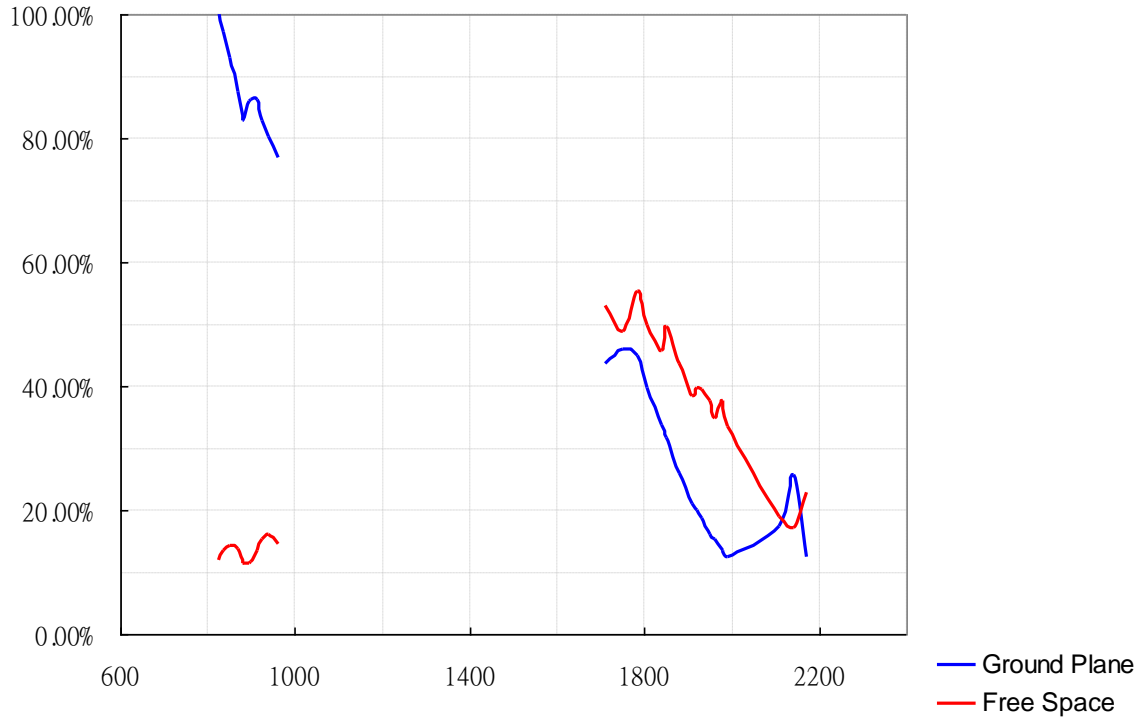


x-z plane



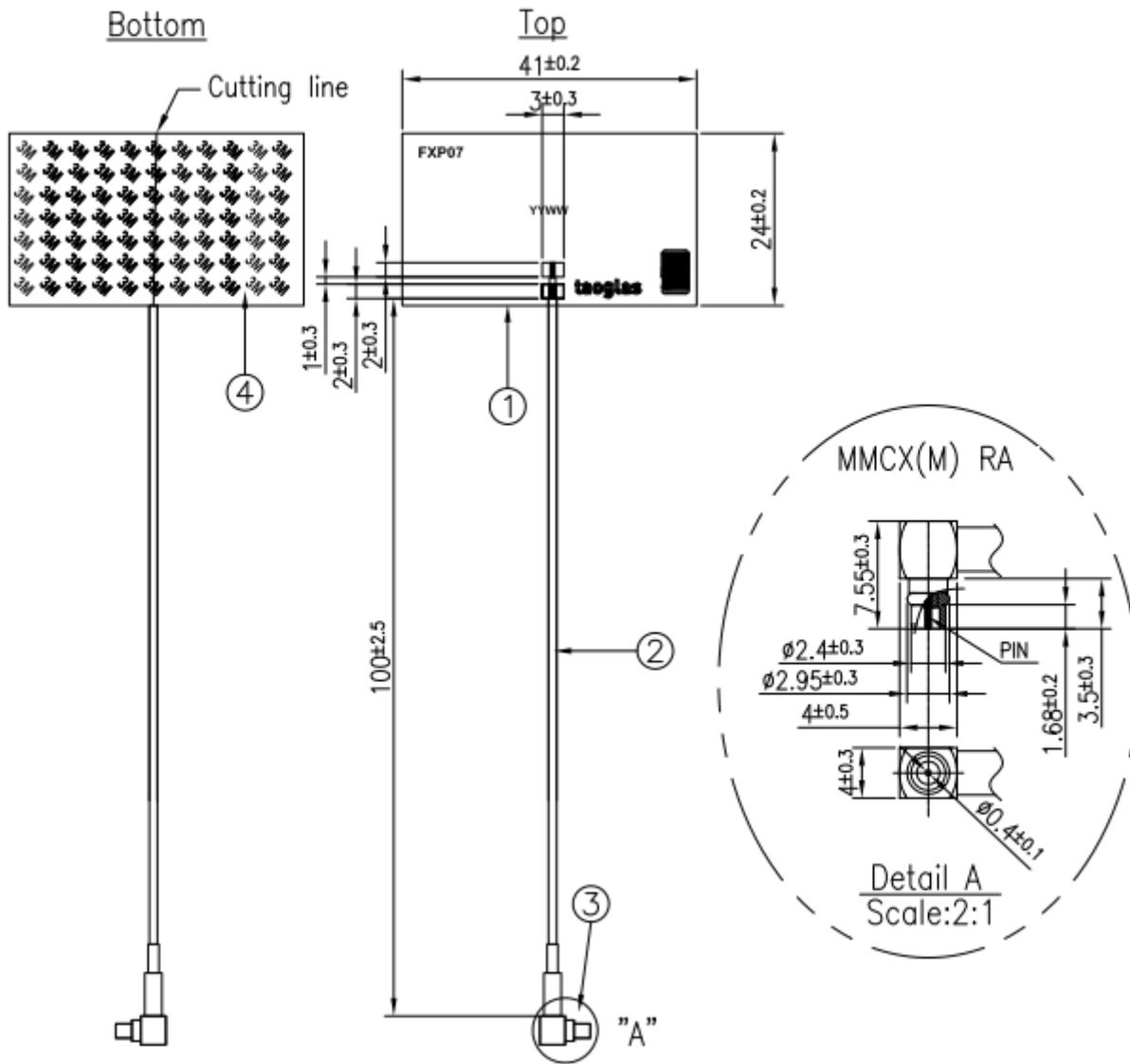


### 3.3 Efficiency



Miniature antennas couple to the ground plane for radiation so the efficiency of the antenna without a ground plane is largely degraded in lower frequencies. These tests demonstrate the best performance (with the designed ground) and the worst performance (with no ground) possible of FXP.07.

## 4. Drawing



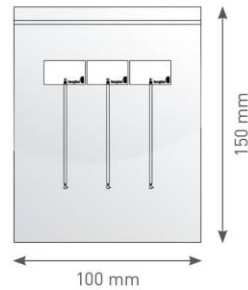
	Name	Material	Finish	QTY
1	FXP07 PCB	FPCB 0.24t	Black	1
2	1.13 Coaxial Cable	FEP	White	1
3	MMCX(M) R/A	Brass	Gold	1
4	Double-Sided Adhesive	3M 467	Brown Liner	1

## 5. Packaging

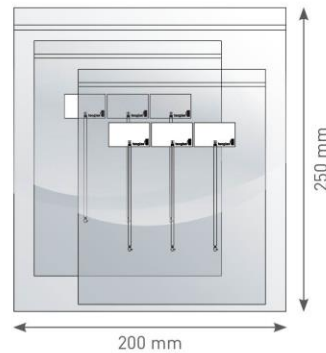
### FXP07.09.0100A

#### Packaging Specifications

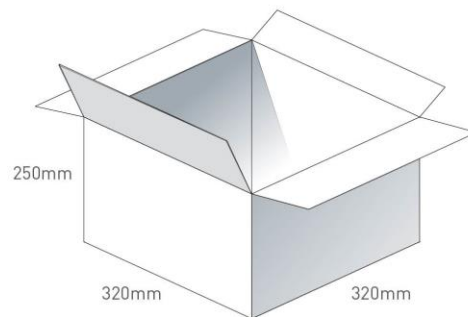
100pcs FXP07.09.0100A per PE Bag  
 Bag Dimensions - 150 x 100mm  
 Weight - 80g



1000pcs FXP07.09.0100A per PE Large Bag  
 Bag Dimensions - 250 x 200mm  
 Weight - 800g



5,000 pcs FXP07.09.0100A per carton  
 Carton - 320 x 320 x 250mm  
 Weight - 4.5Kg



Pallet Dimensions 1200 x 1000 x 1350mm  
 60 Cartons per Pallet  
 12 Cartons per layer  
 5 Layers

