

## Flush-type socket - SACC-CI-M12FSX-8CON-L180-THR - 1410979

Please be informed that the data shown in this PDF Document is generated from our Online Catalog. Please find the complete data in the user's documentation. Our General Terms of Use for Downloads are valid (<http://phoenixcontact.com/download>)



Cat6<sub>A</sub> flush-type socket, Ethernet, 8-pos., rear mounting, with straight solder connection

### Product Features

- Reduced mounting costs thanks to two-piece device connector
- Packaging available for automated pick and place assembly
- All common pin assignments and codings available
- Easy device integration thanks to mechanical port screw connections with threaded attachment, press-in contour or direct integration in the front plate



### Key Commercial Data

Packing unit	1 pc
Minimum order quantity	20 pc
Weight per Piece (excluding packing)	5.0 g
Country of origin	Germany

### Technical data

#### Ambient conditions

Ambient temperature (operation)	-40 °C ... 85 °C
Degree of protection	IP67 (when plugged in)

#### General

Note	The electrical and mechanical data specified assume that the connector pair is correctly locked and mounted. If the connector is unlocked and if there is a danger of contamination, the connector must be sealed using a protective cap > IP54. Influences arising from litz wires, cables or PCB assembly must also be taken into consideration.
Rated current at 40°C	0.5 A

# Flush-type socket - SACC-CI-M12FSX-8CON-L180-THR - 1410979

## Technical data

### General

Rated voltage	50 V AC
	60 V DC
Rated surge voltage	1.5 kV
Number of positions	8
Insulation resistance	> 100 MΩ
Coding	X - data
Standards/regulations	M12 connector IEC 61076-2-109
Signal type/category	Ethernet CAT6 <sub>A</sub>
Overvoltage category	III
Degree of pollution	3
Connection method	THR solder connection
Insertion/withdrawal cycles	> 100
Mounting type	PCB mounting

### Material

Flammability rating according to UL 94	V0
Contact material	CuZn
Contact surface material	Ni/Au
Contact carrier material	PPA
Material	Zinc die-cast, nickel-plated

### Cable

Transmission characteristics (category)	CAT6 <sub>A</sub>
---	-------------------

### Standards and Regulations

Standard designation	M12 connector
Standards/regulations	IEC 61076-2-109
Flammability rating according to UL 94	V0

## Classifications

### eCl@ss

eCl@ss 5.1	27143423
eCl@ss 6.0	27143423
eCl@ss 8.0	27440103
eCl@ss 9.0	27440102

### ETIM

ETIM 4.0	EC002635
----------	----------

# Flush-type socket - SACC-CI-M12FSX-8CON-L180-THR - 1410979

## Classifications

### ETIM

ETIM 5.0	EC002061
----------	----------

## Approvals

### Approvals

#### Approvals

UL Recognized / cUL Recognized / cULus Recognized

#### Ex Approvals

#### Approvals submitted

## Approval details

UL Recognized	
Nominal current IN	0.5 A
Nominal voltage UN	60 V

cUL Recognized	
Nominal current IN	0.5 A
Nominal voltage UN	60 V

cULus Recognized	
------------------	--

## Accessories

### Accessories

Contact insert

## Flush-type socket - SACC-CI-M12FSX-8CON-L180-THR - 1410979

### Accessories

Sample set - SACC-CIM12FSX8CONL180THRSAMPLE - 1422992



Cat6<sub>A</sub> flush-type socket, Ethernet, 8-pos., rear mounting, with straight solder connection

---

### Panel mounting base

Housing screw connection - SACC-M12-SCO NUT - 1552243



M12 SPEEDCON housing screw connection for M12 female inserts, with O-ring, for all SPEEDCON-capable THR and wave soldering contact carriers

---

Housing screw connection - SACC-DSIV-M12-NUT - 1416144



Housing screw connection with M12 standard thread, with O-ring, for the two-piece straight M12 THR contact carrier and for the two-piece angled M12 contact carrier

---

Housing screw connection - SACC-M12-SCO NUT L 90 - 1432460



M12-SPEEDCON housing screw connection for M12 female inserts, with flat gasket, for all Speedcon-compatible THR and wave soldering contact carriers

---

Housing screw connection - SACC-BP-F-M12/M15-6-THR - 1414004



Housing screw connection, SocketLink:M12, Rear mounting, M15 x 1

---

## Flush-type socket - SACC-CI-M12FSX-8CON-L180-THR - 1410979

### Accessories

Housing screw connection - SACC-BP-F-M12/M15-7-THR - 1414003



Housing screw connection, SocketLink:M12, Rear mounting, M15 x 1

---

Housing screw connection - SACC-BP-F-M12/M15-6-THR SCO - 1414020



Housing screw connection, SocketLink:M12-SPEEDCON, Rear mounting, M15 x 1

---

Housing screw connection - SACC-BP-F-M12/M15-7-THR SCO - 1414005



Housing screw connection, SocketLink:M12-SPEEDCON, Rear mounting, M15 x 1

---

Housing screw connection - SACC-BP-F-M12/THR-1,0/1,8-9TIP - 1419630



M12 threaded sleeve with tolerance-compensating function, for straight, THR solderable M12 socket contact inserts. Suitable for 1.0 mm ... 1.8 mm thick front plates.

---

SACC-BP-F-M12/THR-1,7/2,5-9TIP - 1419631



M12 threaded sleeve with tolerance-compensating function, for straight, THR solderable M12 socket contact inserts. Suitable for 1.7 mm ... 2.5 mm thick front plates.

---

## Flush-type socket - SACC-CI-M12FSX-8CON-L180-THR - 1410979

### Accessories

SACC-BP-F-M12/THR-2,4/3,2-9TIP - 1419633



M12 threaded sleeve with tolerance-compensating function, for straight, THR solderable M12 socket contact inserts. Suitable for 2.4 mm ... 3.2 mm thick front plates.

---

SACC-BP-F-M12/THR-3,1/3,9-9TIP - 1419634



M12 threaded sleeve with tolerance-compensating function, for straight, THR solderable M12 socket contact inserts. Suitable for 3.1 mm ... 3.9 mm thick front plates.

---

Housing screw connection - SACC-M12 NUT PRESS - 1437889



Housing screw connection for two-piece M12 connectors for the reflow soldering process.

---

Housing screw connection - SACC-DSIV-M12-NUT-9 THR - 1417989




Housing screw connection with M12 standard thread, with O-ring, for the two-piece straight M12 THR contact carrier and for the two-piece angled M12 contact carrier

---

### Drawings

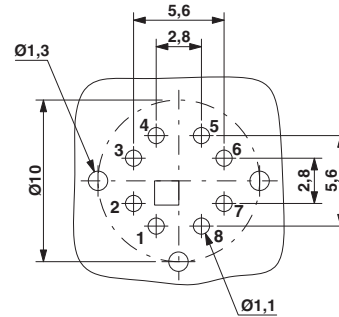
# Flush-type socket - SACC-CI-M12FSX-8CON-L180-THR - 1410979

Schematic diagram



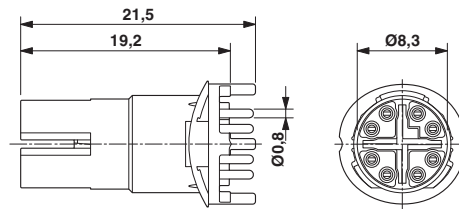
Pin assignment M12 connector, 8-pos., view socket side

Drilling diagram



Soldering pad geometry

Dimensional drawing



M12 female connector contact carrier