

Subminiature Fuses

SR-5 Series, Time-Delay



Description

- Radial leaded time-delay thru-hole fuse
- Designed to IEC 60127-3, Sheet 4
- Internationally accepted for primary and secondary overcurrent protection
- Place directly into PCB or plug into BK/PCS holder
- High inrush withstand capability
- Compatible with leaded and lead-free reflow and wave solder

Rated Current	Electrical Characteristics							
	1.5 xI _n		2.1 xI _n		4 xI _n		10 xI _n	
	min	max	min	max	min	max	min	max
40mA-6.3A	1hr	2 min	400 mS	10 Sec.	150 mS	3 Sec.	20 mS	150 mS

Agency Information*

- cURus: Guide JDYX2, File E306920 & Guide JDYX8, File E306920
- VDE: File 122052, 40020046
- SEMKO: File 902104, 902105
- CCC: File 2007010207229852
- CQC: File CQC08012024959
- EK-MARK: File SU05025-8001, SU05025-8002, SU05025-8003, SU05025-7001, SU05025-7002A
- PSE: JET5766-31007-1001, JET5766-31007-1002

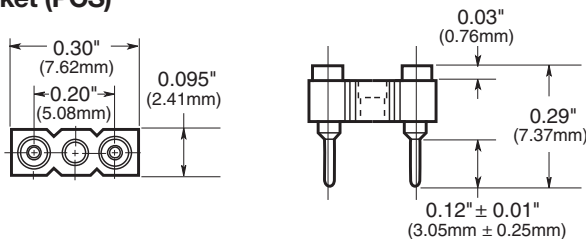
Specifications

- Solderability: EIA-186-9E Method 9
- High frequency vibration: MIL-STD-202F, Method 201A
- Operating temperature: -40°C to +85°C
- Soldering heat resistance: 260°C, 10 Sec. max (IEC 60068-2-20)

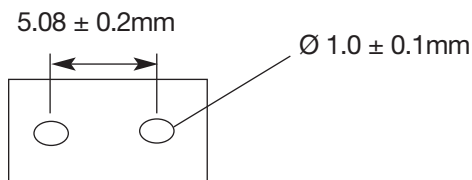
Ordering

- Specify product and packaging code
(i.e., SR-5-1A-AP)


Socket (PCS)



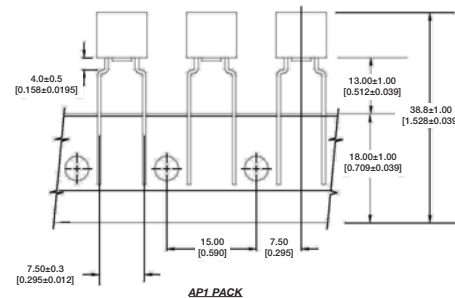
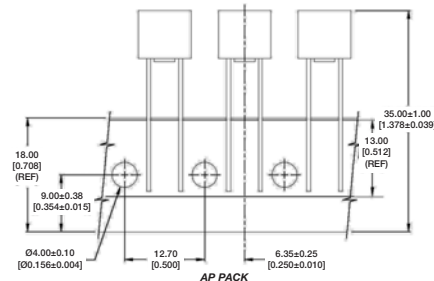
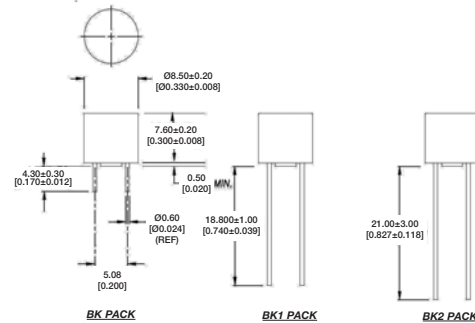
Land Pattern



*See part number table for Agency Approvals by amp rating.



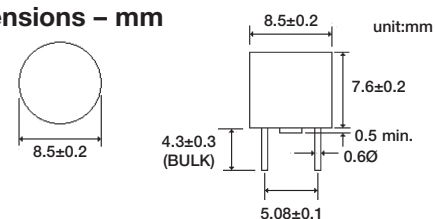
Packaging Information - mm



Mounting Socket (RoHS compliant)

- Available as option. Specify catalog number BK/PCS (In bulk 100 per bag)

Dimensions - mm



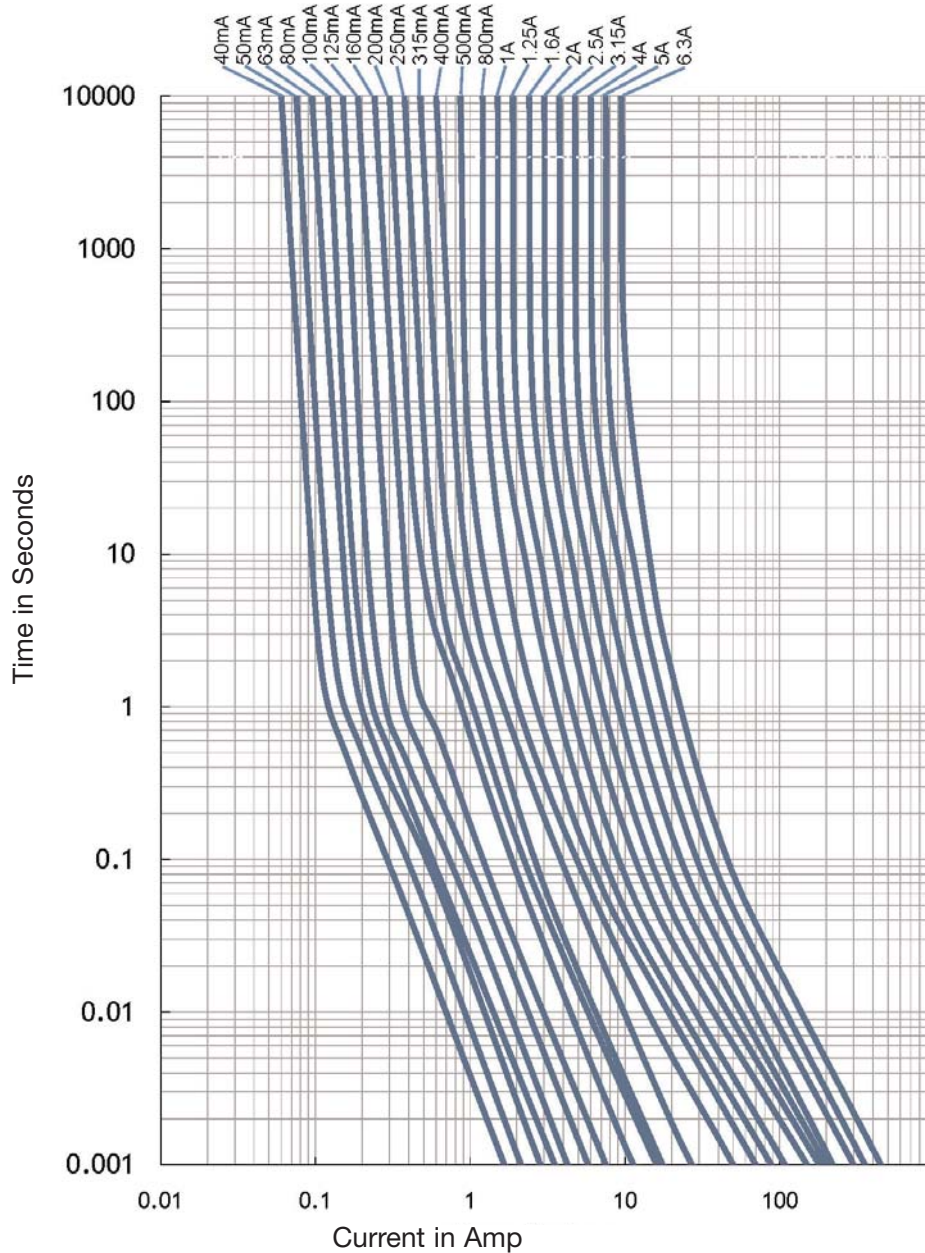
Specifications

Part Number	Voltage Rating AC	Interrupting Rating (amps) @ Rated Voltage	Typical DC Cold Resistance (Ω)	Typical Melting** I ² t (@1mS)	Voltage Drop mV @ 20°C Rated Current	Agency Approvals					
						VDE	SEMKO	cURus	CCC	EK-Mark	PSE
SR-5-40mA	250	35	11.5	0.001988	524	X	X	X	X	X	
SR-5-50mA	250	35	8	0.003664	462	X	X	X	X	X	
SR-5-63mA	250	35	5.36	0.006979	383.5	X	X	X	X	X	
SR-5-80mA	250	35	3.43	0.010814	331	X	X	X	X	X	
SR-5-100mA	250	35	2.37	0.015155	288.5	X	X	X	X	X	
SR-5-125mA	250	35	1.6	0.026783	238	X	X	X	X	X	
SR-5-160mA	250	35	1.02	0.039097	196.5	X	X	X	X	X	
SR-5-200mA	250	35	0.94	0.168832	215.5	X	X	X	X	X	
SR-5-250mA	250	35	0.66	0.24778	185	X	X	X	X	X	
SR-5-315mA	250	35	0.43	0.2772	152	X	X	X	X	X	
SR-5-400mA	250	35	0.285	0.771618	127	X	X	X	X	X	
SR-5-500mA	250	35	0.242	2	143.5	X	X	X	X	X	
SR-5-630mA	250	35	0.154	3.5	113	X	X	X	X	X	
SR-5-800mA	250	35	0.112	6.5	104.5	X	X	X	X	X	
SR-5-1A	250	35	0.085	7.5	100	X	X	X	X	X	X
SR-5-1.25A	250	35	0.061	13	91	X	X	X	X	X	X
SR-5-1.6A	250	35	0.043	24	102	X	X	X	X	X	X
SR-5-2A	250	35	0.031	30	74.5	X	X	X	X	X	X
SR-5-2.5A	250	35	0.024	45	72.5	X	X	X	X	X	X
SR-5-3.15A	250	35	0.018	57	70.25	X	X	X	X	X	X
SR-5-4A	250	40	0.012	80	62	X	X	X	X	X	X
*SR-5-5A	250	50	0.010	95.4	57.5	X	X	X	CQC	X	X
*SR-5-6.3A	250	63	0.008	200	60.85	X	X	X	CQC	X	X

*Conducting Path min. 0.2mm²

**I²t value for 40mA to 400mA is measured at 100In. I²t value for 500mA to 6.3A is measured at 10In.

Time-Current Curve



Packaging Code	
Packaging Code Suffix	Description
-AP	Ammo-pack taped 1,000 per box
-BK	In bulk 200 per bag

The only controlled copy of this Data Sheet is the electronic read-only version located on the Cooper Bussmann Network Drive. All other copies of this document are by definition uncontrolled. This bulletin is intended to clearly present comprehensive product data and provide technical information that will help the end user with design applications. Cooper Bussmann reserves the right, without notice, to change design or construction of any products and to discontinue or limit distribution of any products. Cooper Bussmann also reserves the right to change or update, without notice, any technical information contained in this bulletin. Once a product has been selected, it should be tested by the user in all possible applications.

Life Support Policy: Cooper Bussmann does not authorize the use of any of its products for use in life support devices or systems without the express written approval of an officer of the Company. Life support systems are devices which support or sustain life, and whose failure to perform, when properly used in accordance with instructions for use provided in the labeling, can be reasonably expected to result in significant injury to the user.

© 2009 Cooper Bussmann
 St. Louis, MO 63178
 www.cooperbussmann.com

