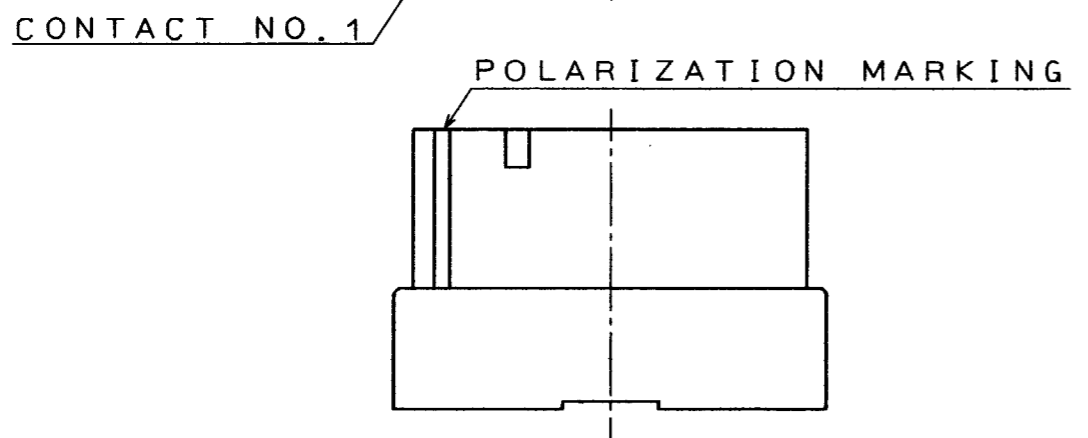
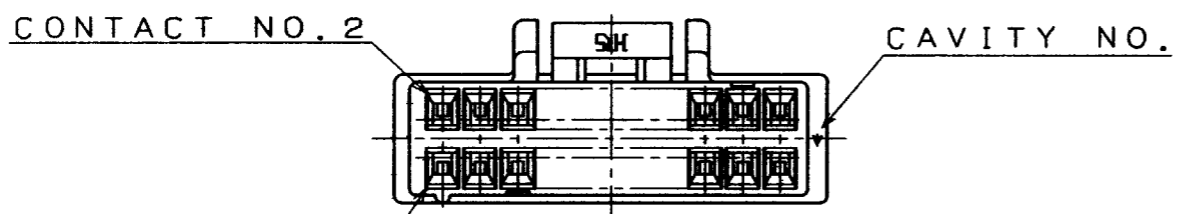
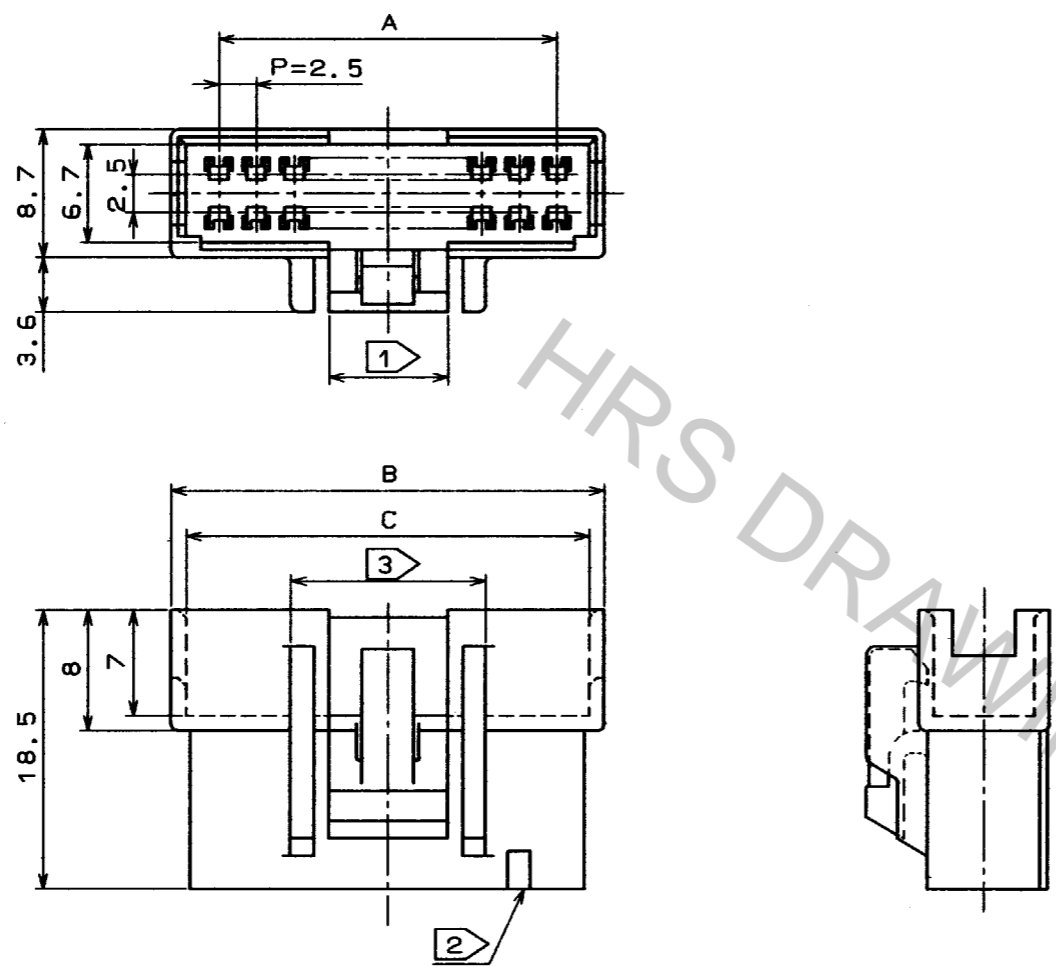


Apr. 1-2017 Copyright 2017 HIROSE ELECTRIC CO., LTD. All Rights Reserved.

COUNT	DESCRIPTION OF REVISIONS	BY	CHKD	DATE	COUNT	DESCRIPTION OF REVISIONS	BY	CHKD	DATE



UNIT: (mm)

HRS NO.	PART NO.	A	B	C
CL541-0366-9	DF1B-10DEP-2.5RC	10.0	17.2	15.2
CL541-0367-1	DF1B-12DEP-2.5RC	12.5	19.7	17.7
CL541-0368-4	DF1B-14DEP-2.5RC	15.0	22.2	20.2
CL541-0369-7	DF1B-16DEP-2.5RC	17.5	24.7	22.7
CL541-0350-9	DF1B-18DEP-2.5RC	20.0	27.2	25.2
CL541-0370-6	DF1B-20DEP-2.5RC	22.5	29.7	27.7
CL541-0371-9	DF1B-22DEP-2.5RC	25.0	32.2	30.2
CL541-0372-1	DF1B-24DEP-2.5RC	27.5	34.7	32.7
CL541-0373-4	DF1B-26DEP-2.5RC	30.0	37.2	35.2
CL541-0374-7	DF1B-28DEP-2.5RC	32.5	39.7	37.7
CL541-0375-0	DF1B-30DEP-2.5RC	35.0	42.2	40.2
CL541-0376-2	DF1B-32DEP-2.5RC	37.5	44.7	42.7
CL541-0377-5	DF1B-34DEP-2.5RC	40.0	47.2	45.2

- ① 10 CONTACTS TO 18 CONTACTS SHALL BE 5.5mm.
20 CONTACTS TO 34 CONTACTS SHALL BE 8mm.
- ② THE POSITION OF CONTACT NO.5, 10, 15, ... SHALL BE MARKED.
- ③ 10 CONTACTS TO 18 CONTACTS SHALL BE 10.5mm.
20 CONTACTS TO 34 CONTACTS SHALL BE 13mm.

NO. MATERIAL FINISH, REMARKS		1 POLYAMIDE NATURAL(WHITE) UL94V-0
CODE NO. (OLD)		NO. MATERIAL FINISH, REMARKS
DRAWN <i>M. Gotoh</i>		DESIGNED <i>M. Gotoh</i>
CHECKED <i>J. Oma</i>		APPROVED <i>M. Yamamoto</i>
RELEASED		
'94. 3. 24		'94. 3. 24
'94. 3. 25		'94. 3. 25
DRAWING NO. EDC3-160056-01		PART NO. DF1B-*DEP-2.5RC
SCALE 2:1		CODE NO. 0350 9
UNITS mm		CL541-0377-5
HRS HIROSE ELECTRIC CO., LTD.		1/1

TO