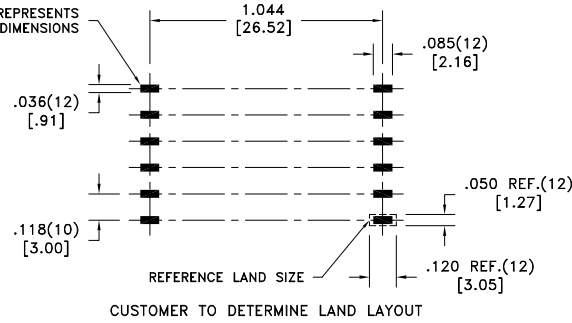
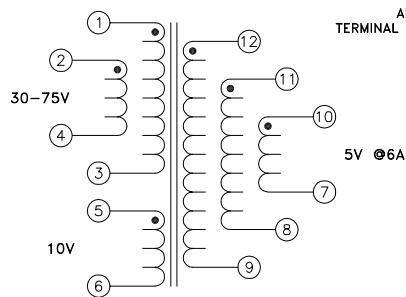
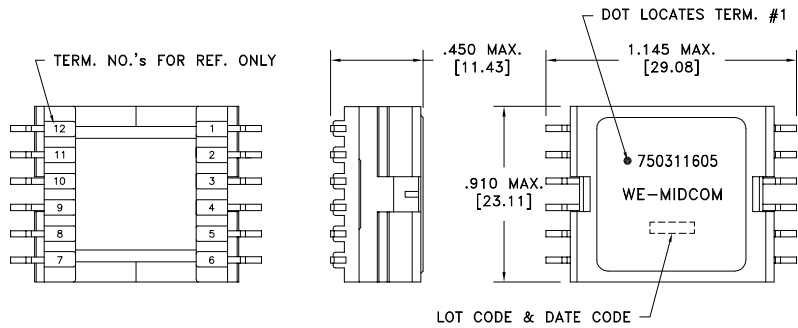


CUSTOMER TERMINAL	RoHS	LEAD(Pb)-FREE
Sn96%, Ag4%	Yes	Yes

more than you expect



**ELECTRICAL SPECIFICATIONS @ 25°C unless otherwise noted:**

PARAMETER	TEST CONDITIONS	VALUE
D.C. RESISTANCE	1-3 tie(1+2, 3+4), @20°C	0.040 ohms max.
D.C. RESISTANCE	7-12 tie(7+8+9, 10+11+12), @20°C	0.0050 ohms max.
D.C. RESISTANCE	@20°C	0.070 ohms max.
INDUCTANCE	1-3 tie(1+2, 3+4), 150kHz, 100mVAC, Ls	15uH ±10%
SATURATION CURRENT	20% rolloff from initial	9.5A
LEAKAGE INDUCTANCE	1-3 tie(1+2, 3+4, 7+8+9+10+11+12), 100kHz, 50mVAC, Ls	400nH typ., 550nH max.
DIELECTRIC	1-12 1875VAC, 1 second	1500VAC, 1 minute
TURNS RATIO	(1-3):(12-9)	3.5:1, ±1%
TURNS RATIO	(1-3):(11-8)	3.5:1, ±1%
TURNS RATIO	(1-3):(10-7)	3.5:1, ±1%
TURNS RATIO	(1-3):(5-6)	1.75:1, ±1%
TURNS RATIO	(1-3):(2-4)	1:1, ±1%

**GENERAL SPECIFICATIONS:**

OPERATING TEMPERATURE RANGE: -40°C to +125°C.

Application of the transformer allows for the following groups of wires to solder bridge: 1&2, 3&4, 10&11&12, and 7&8&9.

Wire insulation & RoHS status not affected by wire color.  
Wire insulation color may vary depending on availability.

REV.	DATE	Packaging Specifications Method: <b>Tape &amp; Reel</b> PKG-0647 www.we-online.com/midcom		Tolerances unless otherwise specified: Angles: ±1° Fractions: ±1/64 Decimals: ±.005 [.13] Footprint: ±.005 [.13]	DRAWING TITLE <b>TRANSFORMER</b>	PART NO. <b>750311605</b>
6C	3/14					
6B	9/11					
6A	10/10	SEE REVISION SHEET FOR REVISION LEVEL		This drawing is dual dimensioned. Dimensions in brackets are in millimeters.	eiSos p/n: 750311605	SPECIFICATION SHEET 1 OF 1