

Housing - HC-B 24-TMB-100/O1STM40S-STA - 1604625


Please be informed that the data shown in this PDF Document is generated from our Online Catalog. Please find the complete data in the user's documentation. Our General Terms of Use for Downloads are valid (<http://download.phoenixcontact.com>)



HEAVYCON ADVANCE standard powder-coated sleeve housing B24, with bayonet locking, height 100 mm, with 1xM40 thread, lateral cable outlet



Key commercial data

| | |
|----------------------|--|
| Packing unit | 1 PCE |
| GTIN |  4 017918 948306 |
| Custom tariff number | 85389099 |
| Country of origin | GERMANY |

Technical data

General data

| | |
|----------------------------------|--|
| Note | For contact inserts HC-B24, BB46, D64, DD108, HV10/16, M |
| Design | B24 |
| Height | 100 mm |
| Width | 57 mm |
| Length | 152 mm |
| Housing type | Sleeve housings |
| Locking type | Bayonet locking |
| No. of cable exits | 1 |
| Cable exit | Lateral |
| Screw connection | None |
| Type of the screw connection | 1x M40 |
| Degree of protection for housing | IP65/67 |
| Ambient temperature (operation) | -40 °C ... 125 °C |
| Housing material | Aluminum, die-cast |

Housing - HC-B 24-TMB-100/O1STM40S-STA - 1604625

Technical data

General data

| | |
|-------------------------------|---|
| Housing surface material | Powder-coated, gray |
| Seal material | NBR |
| Material lock | High-grade steel |
| Material grip body interlock | PA-GF |
| Length of the assembly cutout | 112 mm |
| Width of the assembly cutout | 35 mm |
| Assembly instructions | In order to guarantee that the ground conductor contact functions even when plugged in at an angle, the two panel mounting flanges must have sufficient electrical contact with the metal mounting panel. |

Classifications

ETIM

| | |
|----------|----------|
| ETIM 2.0 | EC000437 |
| ETIM 3.0 | EC000437 |
| ETIM 4.0 | EC000437 |
| ETIM 5.0 | EC000437 |

UNSPSC

| | |
|---------------|----------|
| UNSPSC 11 | 31261502 |
| UNSPSC 12.01 | 31261502 |
| UNSPSC 13.2 | 31261502 |
| UNSPSC 6.01 | 31261502 |
| UNSPSC 7.0901 | 31261502 |

eCl@ss

| | |
|------------|----------|
| eCl@ss 4.0 | 272607xx |
| eCl@ss 4.1 | 27260701 |
| eCl@ss 5.0 | 27143424 |
| eCl@ss 5.1 | 27143424 |
| eCl@ss 6.0 | 27371205 |
| eCl@ss 7.0 | 27371205 |

Accessories

Accessories

Assembly

Housing - HC-B 24-TMB-100/O1STM40S-STA - 1604625

Accessories

Mounting flange - HC-B-BF - 1604641



Panel mounting flange for HEAVYCON ADVANCE TMB housing with bayonet locking

Mounting flange - HC-B-BF-SET - 1604654



Bayonet mounting flange set, consisting of 2 mounting flanges with 4 self-tapping Torx® head screws and 4 fan-type spacers

Protective covers - HC-B 24-TMB-SD-IP65 - 1690969



HEAVYCON ADVANCE IP65 protective cover B24, with bayonet locking, with retaining cord, diameter of retaining cord eyelet 3 mm

Cable gland - HC-K-KV-M40(19-28) - 1690655



Plastic screw connection up to 5 bar, thread length: 10 mm, cable diameter: 19 - 28 mm, WAF 46, screw connection: M40

Cable gland - HC-M-KV-M40(19-27) - 1690590



Metal screw connection up to 5 bar, thread length: 8 mm, cable diameter: 19 - 27 mm, WAF 43, screw connection: M40

Housing - HC-B 24-TMB-100/O1STM40S-STA - 1604625

Accessories

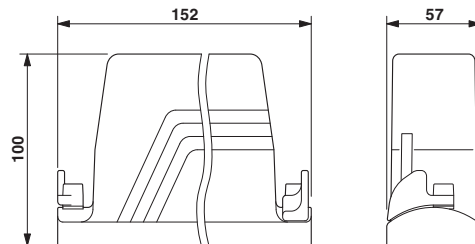
Cable gland - HC-M-KV-M40(27-34) - 1607729



Metal screw connection up to 5 bar, thread length: 8 mm, cable diameter: 27 ... 34 mm, WAF 50, screw connection: M40

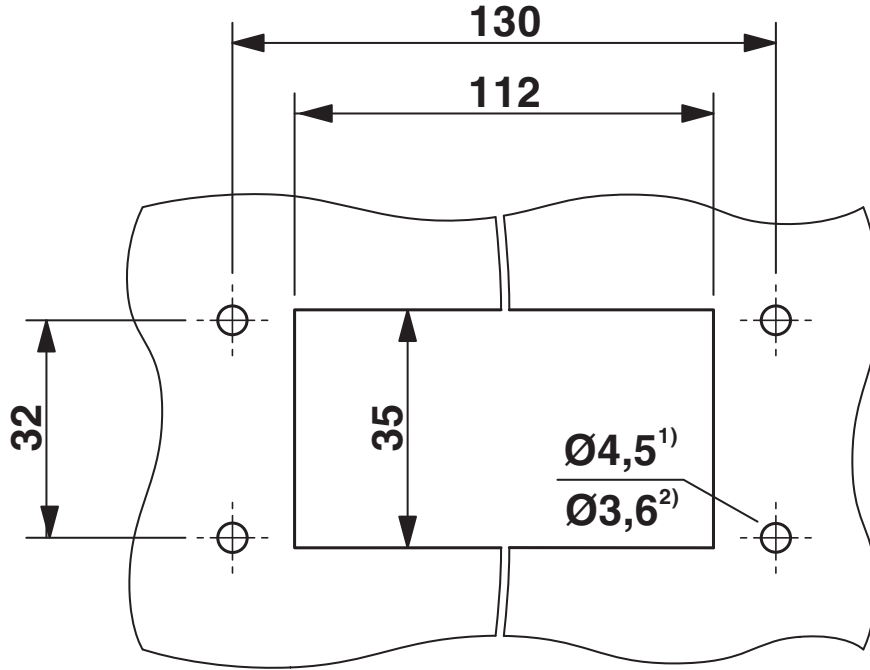
Drawings

Dimensioned drawing



Housing - HC-B 24-TMB-100/O1STM40S-STA - 1604625

Dimensioned drawing



Housing - HC-B 24-TMB-100/O1STM40S-STA - 1604625

²⁾ When self-tapping screws are used (Torx® 20, M4)

© Phoenix Contact 2013 - all rights reserved
<http://www.phoenixcontact.com>