


CY4531 EZ-PD™ CCG3 EVK


STEP 1 Unpack the kit contents

1



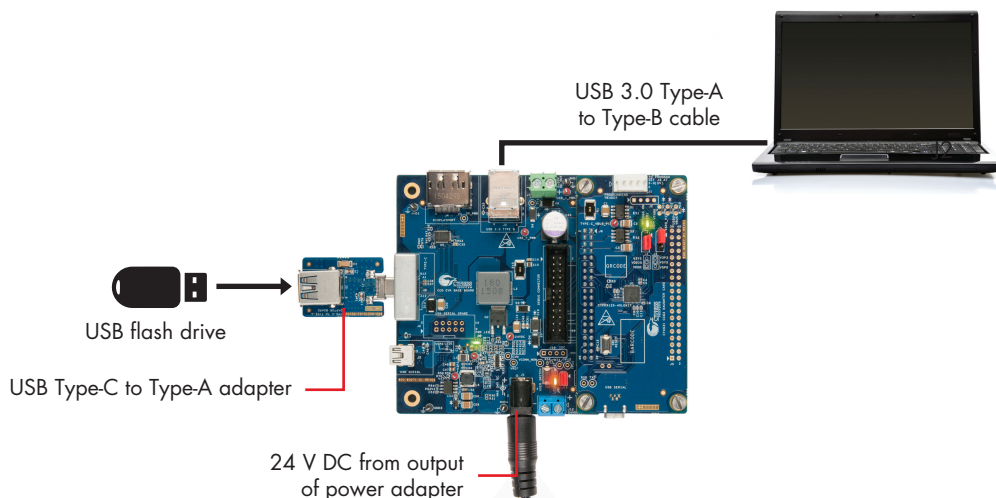
STEP 2

Verify that the user LED jumper (J11) is populated on the CCG EVK base board. Verify that the VSYS selection jumper (J3) on the CCG3 daughter card is set to 3.3 V (position 1-2) and the IO Supply selection jumper (J4) is set to VDDD (position 2-3). Connect the DC power adapter (provided with the kit) to the DC power jack (J1) of the CCG base board. Plug the other end of the DC power adapter into an AC power socket. LED1 (Green) on the CCG3 daughter card and the CCG EVK base board turn ON to indicate that the kit is powered. In addition, LED2 (Orange) on the CCG EVK base board blinks continuously to indicate that CCG firmware is executing.



CY4531 EZ-PD™ CCG3 EVK

- STEP 3** Connect the USB 3.0 Type-A to Type-B cable from the PC to the USB Type-B receptacle (J2) of the CCG base board. Connect the USB Type-C to Type-A adapter to the USB Type-C receptacle (J3) of the CCG base board. Plug a USB flash drive (not provided with the kit) into the USB Type-C to Type-A adapter. Verify your setup as shown in the picture below. Observe the enumeration of the USB flash drive on the PC. Initiate data transfer between the PC and the flash drive, and observe the data transfer speed*.



Note that any USB device can be used instead of a flash drive with the setup shown in step 3.

- * Data transfer speed depends on the type of the USB port (SuperSpeed or High Speed) of the PC, read/write speed of the flash drive (SuperSpeed or High Speed) and the system configuration. You can evaluate the reversibility of the Type-C interface by detaching the USB Type-C to Type-A adapter, reconnecting it in an upside-down orientation and observing its enumeration.

- STEP 4** For more details, refer to the *CY4531 Kit Guide.pdf*** located at `C:\Program Files (x86)\Cypress\CY4531 CCG3 EVK\1.0\Documentation` on 64-bit Windows operating systems or `C:\Program Files\Cypress\CY4531 CCG3 EVK\1.0\Documentation` on 32-bit Windows operating systems.

- ** Download and install the CY4531 CCG3 EVK setup file from www.cypress.com/CY4531 to access the latest kit design files and documentation