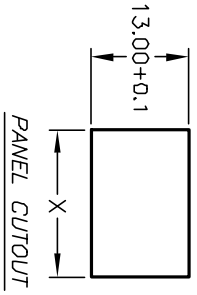
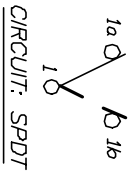


| PANEL THICKNESS       | X           |
|-----------------------|-------------|
| 0.75-1.25 [.030-.049] | 19.2 [.756] |
| 1.25-2.0 [.049-.079]  | 19.4 [.764] |
| 2.0-3.0 [.079-.118]   | 19.8 [.780] |

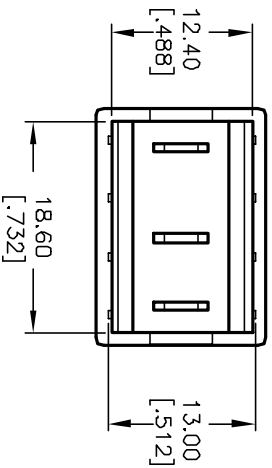
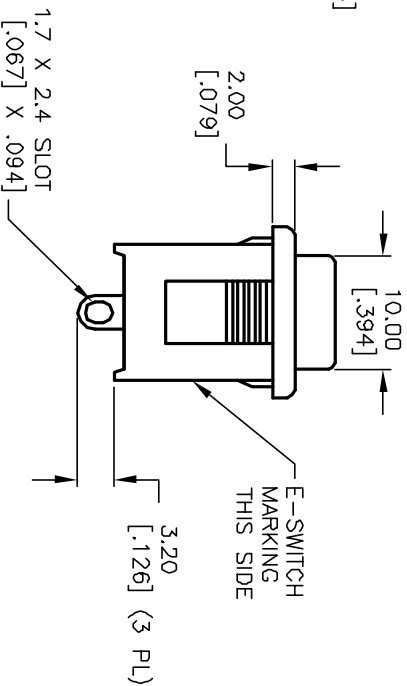
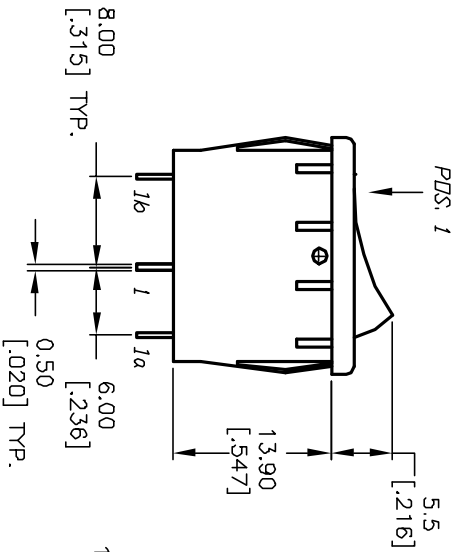
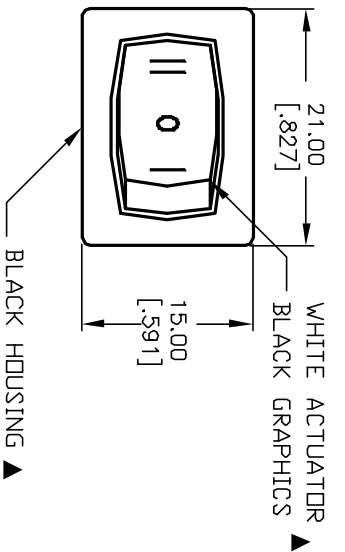


| SWITCH FUNCTION |        |        |
|-----------------|--------|--------|
| POS. 1          | POS. 2 | POS. 3 |
| DN              | OFF    | DN     |
| 1a-1            | DPEN   | 1-1b   |



NOTES:

1. ALL DIMENSIONS IN MM [INCH]
2. GENERAL TOLERANCE: X.X=±0.4  
X.XX=±0.25
3. TERMINAL NUMBERS FOR REF ONLY.
4. RATING: 15A @125VAC OR  
6A @250VAC
5. MECHANICAL LIFE: 15,000 cycles
6. ELECTRICAL LIFE: 10,000 cycles
7. INSULATION RESISTANCE: >1000 Mega Ω
8. CONTACT RESISTANCE: <20 Mega Ω
9. DIELECTRIC STRENGTH: >1500 V 1 minute  
>3000 V between poles
10. ▲ DENOTES CRITICAL PARAMETER.



|         |       |                         |         |      |
|---------|-------|-------------------------|---------|------|
| REV. A  | 13076 | RELEASED FOR PRODUCTION | 4/23/03 | AR   |
| ECN No. |       | DESCRIPTION             | DATE    | CHKD |

THE INFORMATION CONTAINED IN THIS DOCUMENT IS PROPRIETARY TO E-SWITCH AND IS NOT TO BE COPIED OR TRANSFERRED

|                |       |      |         |         |
|----------------|-------|------|---------|---------|
| TITLE          |       |      |         |         |
| R1966DBLKWHTBS |       |      |         |         |
| SCALE          | 1.5:1 | DATE | 4/23/03 | DR      |
|                |       |      |         | AR      |
|                |       |      |         | DWG     |
|                |       |      |         | M309322 |
| REV            | A     |      |         |         |

**E-SWITCH**®