LOADING PATTERN MATING SIDE

	01	02	03	04	05	06	07	08	09	10	11	12	13	14	15	16	17	18	19	20	21	22	23	24	25
f	K	K	K	K	K	K	K	K	K	K	K	K	K	K	K	K	K	K	K	K	K	K	K	K	K
e	K	E	E	E	E	E	E	K	E	E	E	E	K	E	E	E	E	E	E	K	E	E	E	E	K
d	K	E	E	E	E	E	E	K	E	E	E	E	K	E	E	E	E	E	E	K	E	E	E	E	K
c	K	E	E	E	E	E	E	K	E	E	E	E	K	E	E	E	E	E	E	K	E	E	E	E	K
b	K	E	E	E	E	E	E	K	E	E	E	E	K	E	E	E	E	E	E	K	E	E	E	E	K
a	K	E	E	E	E	E	E	K	E	E	E	E	K	E	E	E	E	E	E	K	E	E	E	E	K
z	0	0	0	0	0	0	0	0	0	0	0	0	0	0	0	0	0	0	0	0	0	0	0	0	0

POS: 01, 05, 10, 15, 20, 25

LOADED CONNECTOR ASSEMBLY
(FOR EXAMPLE)

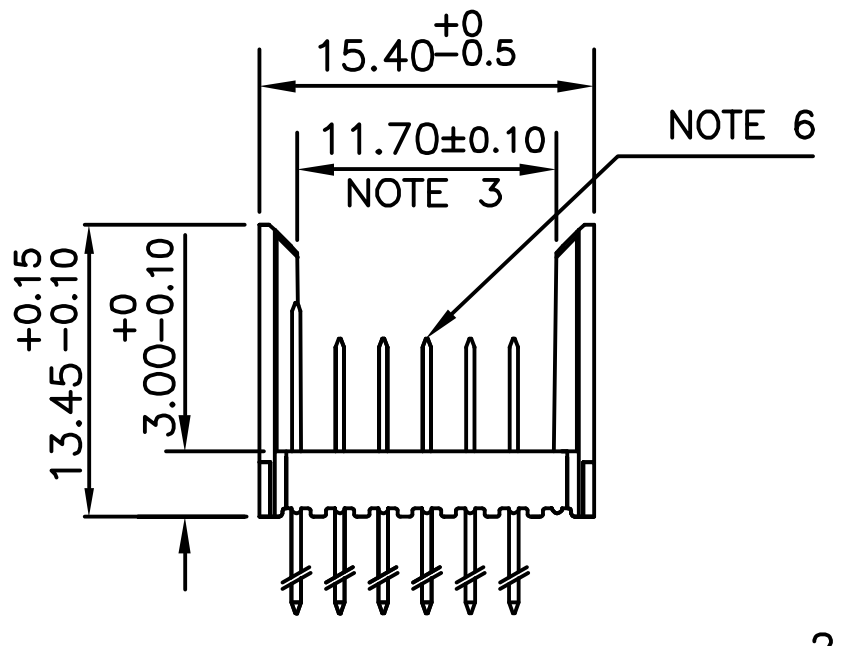

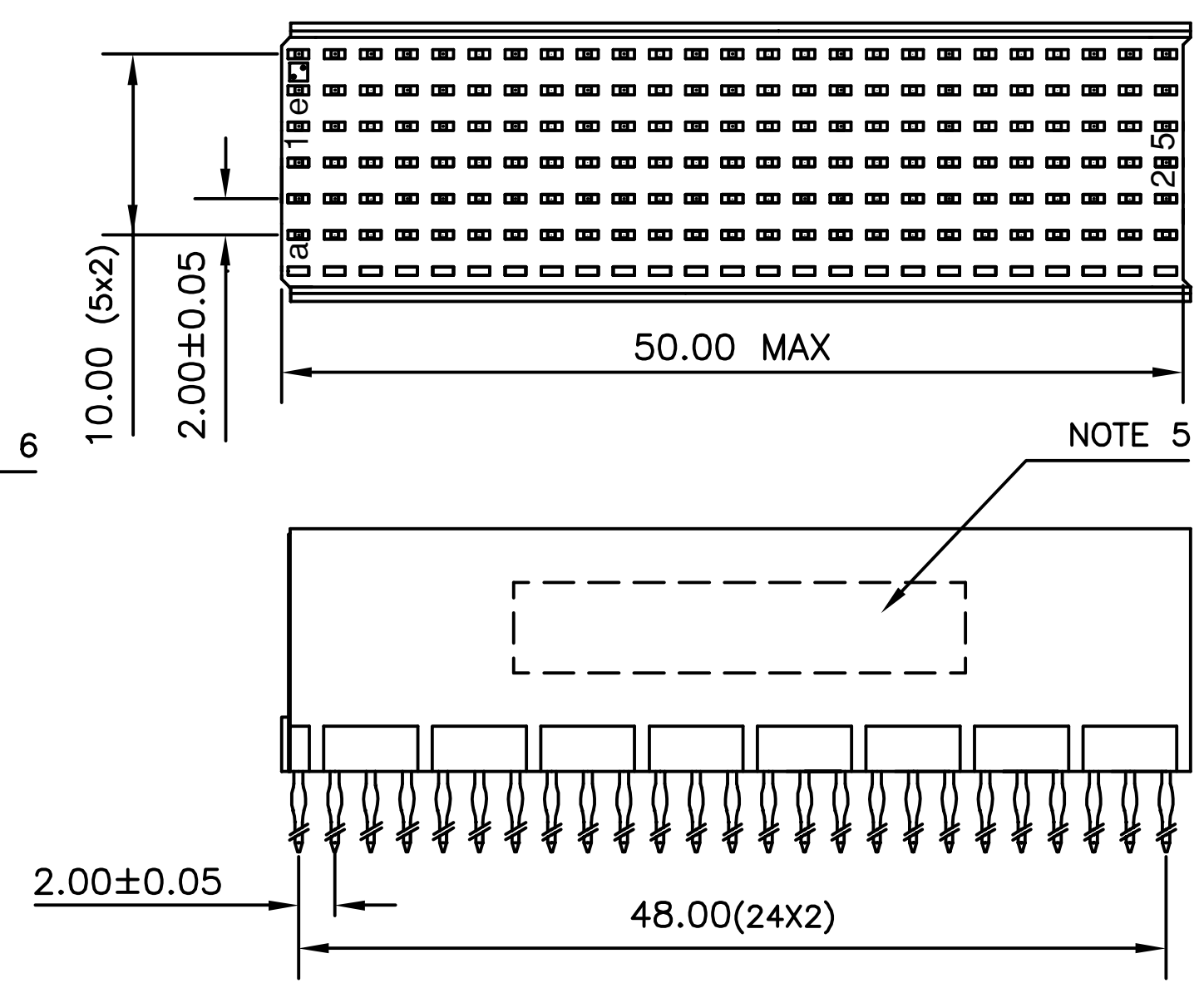

CONTACT OVERVIEW

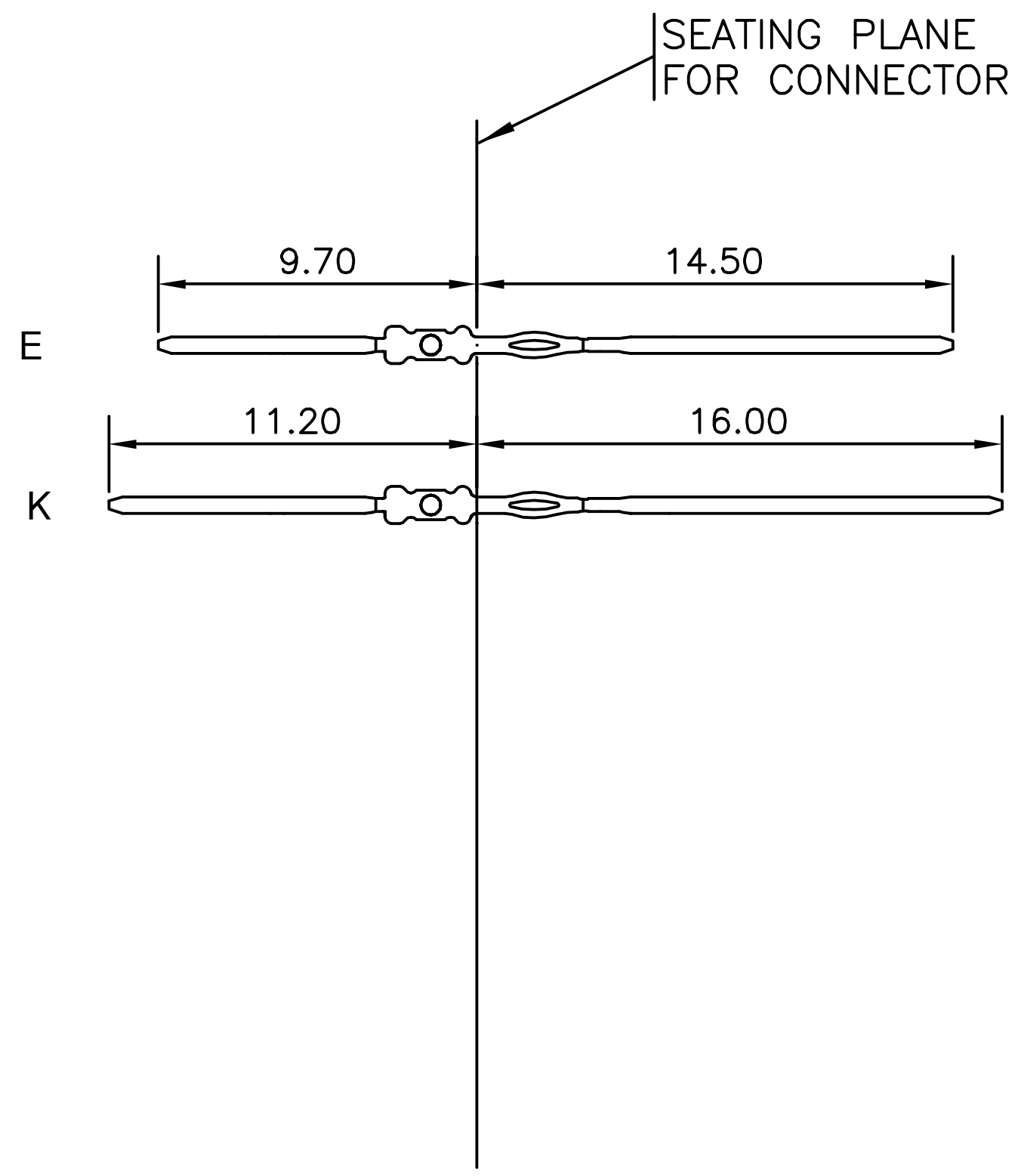

LAY−OUT P.C.B.−HOLE

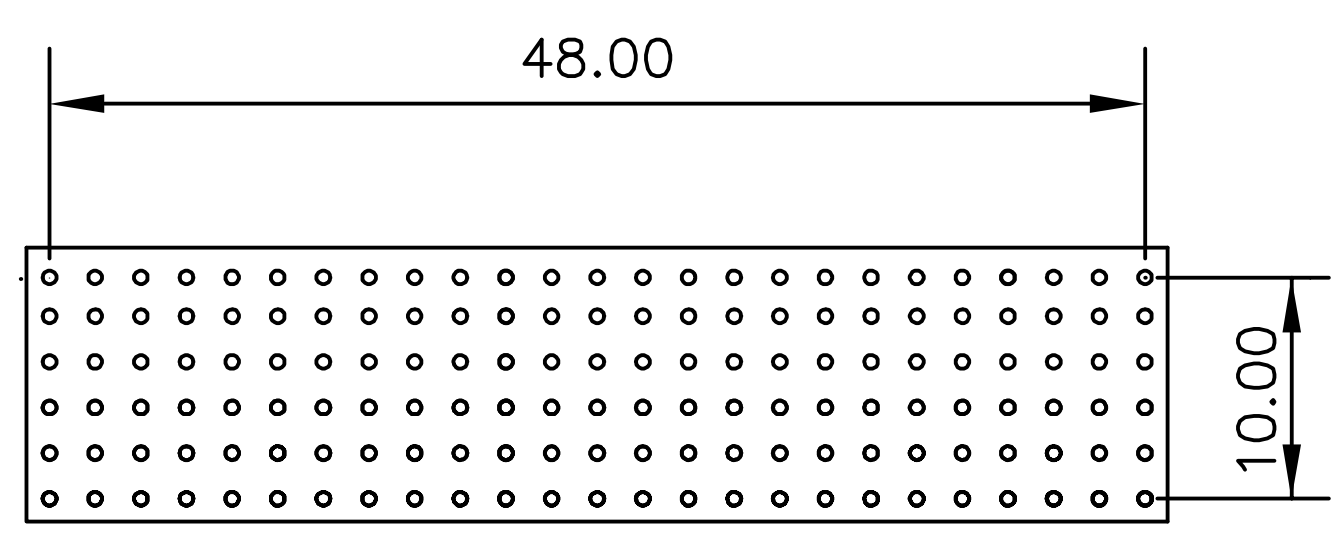

HM2PN2PNF3U5----

LEAD FREE INDICATOR : LF = LEAD FREE (DIGIT 15 & 16)

PLATING CODE (DIGIT 13 AND 14) (REF DRW NO. BS,C , 201844 , 003)

NOTES

1. THIS PRODUCT IS CSA APPROVED.
2. THIS PRODUCT IS UL RECOGNIZED.
3. MEASURED AT THE BOTTOM.
4. MATERIAL CONTACT: PHOSPHORBRONZE
   HOUSING: CREAM WHITE GLASS FILLED POLYESTER UL-94V0
5. CONNECTOR PRINTED WITH P/N AND DATE CODE.
6. FOR ACTUAL CONTACT LOADINGS, SEE LOADING PATTERN MATING SIDE.
7. SHAPE OF CONNECTOR HOUSING CAN ALTER DEPENDING ON PRODUCTION LOCATION
8. THIS PRODUCT (LF) MEETS EUROPEAN UNION DIRECTIVES AND OTHER COUNTRY REGULATIONS AS DESCRIBED IN GS-22-008
9. FOR RECOMMENDED PTH DIMENSIONS REFER DRAWING : BS, A , 201572 , 001

PART NO: HM2PN2PNF3U5----

ltr	ecn no	dr	date
A	I05-0139	MINI	2005/08/10
B	I06-0099	MINI	2006/07/07

mat'l. code: SEE NOTE 4
surface: ISO 1302 √
tolerance: ISO 406 ISO 1101
tolerances unless otherwise specified: angles 0°±1°; linear .0±0.2, .00±0.1
projection: MM
scale: –

	name	date
dr	MINI K VANDANATH	2005/03/08
engr	BIJU K PAUL	2005/03/08
chr	BIJU K PAUL	2006/07/07
appd	BIJU K PAUL	2006/07/07

product family: MILLIPACS

title: MPACS 5+2R STR HDR PF CONN TYPE B (WIDTH = 15.4 MAX)

dwg no: BS, C ,203028,227 — sheet 1 of 1 — size A3

type: Product Customer Drawing

sheet index — revision B — sheet 1

FCIconnect.com

Copyright FCI

form: A3

PDM: Rev:B STATUS:Released Printed: Dec 03, 2007