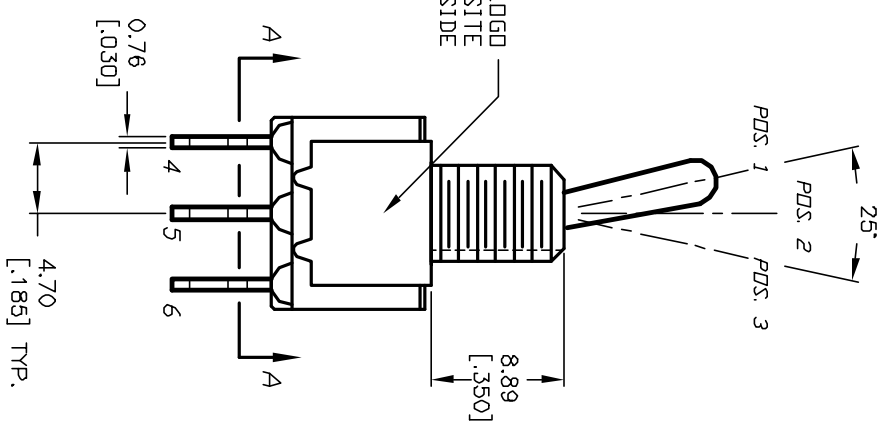
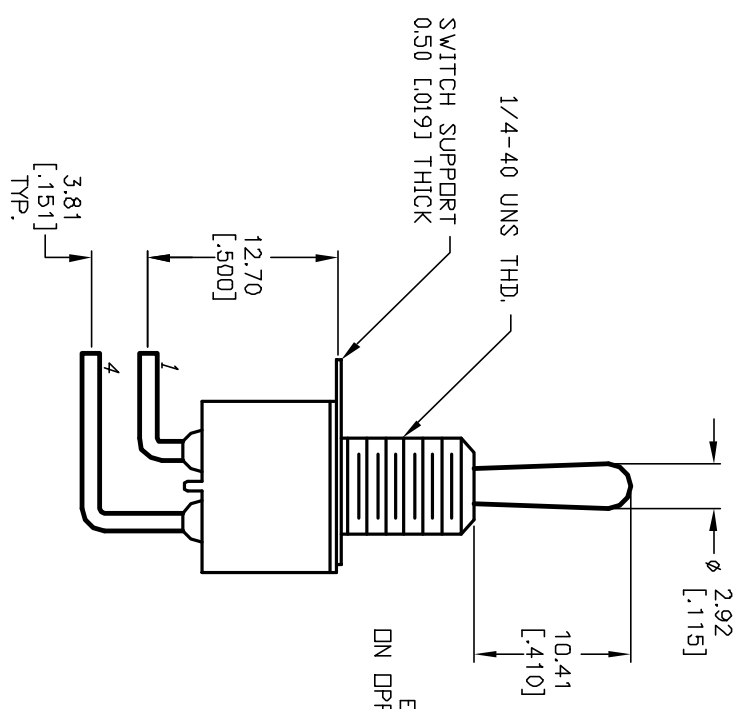
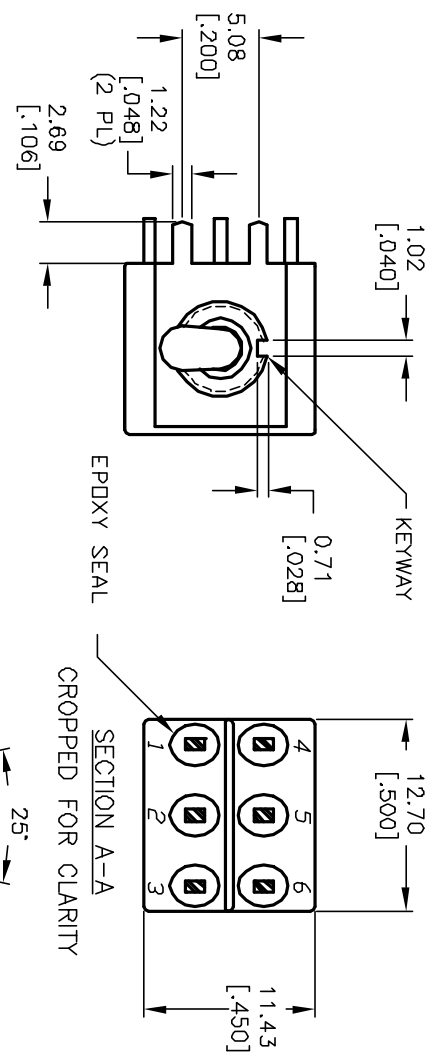


SWITCH FUNCTION		
PDS. 1	PDS. 2	PDS. 3
DN	DN	DN
2-3,5-6	DPEN	2-1,5-4

NOTES:

1. ALL DIMENSIONS IN MM [INCH]
2. GENERAL TOLERANCE: X.X=±0.4 X.XX=±0.25
3. TERM. NOS. FOR REF. ONLY
4. RATING: 5A @120VAC OR 2BVDC: 2A @250VAC.
5. FIXED TERM. & MOVING CONTACT: Copper Alloy W/SILVER plate.
6. ELECTRICAL LIFE: 50,000 make-and-break cycles at full load.
7. INSULATION RESISTANCE: 1,000M ohm min.
8. DIELECTRIC STRENGTH: 1,000V RMS @sea level.
9. OPERATING TEMP.: -30°C to +85°C.



REV.	ECN No.	DESCRIPTION	DATE	CHKD
C	12004	REVISED PART DESCRIPTION	3/20/02	CJB
B	11855	REVISED AND REDRAWN	3/5/02	CJB
THE INFORMATION CONTAINED IN THIS DOCUMENT IS PROPRIETARY TO E-SWITCH AND IS NOT TO BE COPIED OR TRANSMITTED				

TITLE	SCALE	DATE	DR	DWG	REV
100 DP-1 T1 B1 M6 Q E	2:1	3/5/02	CJB	T121059	C

