

Features

- DC to 9 GHz
- Low VSWR
- Aluminum Nitride ceramic
- Terminal for lead attachment

Applications

- Isolators
- RF amplifiers

CHF2525CNT Series 9 GHz 40 W Termination Chip

General Specifications

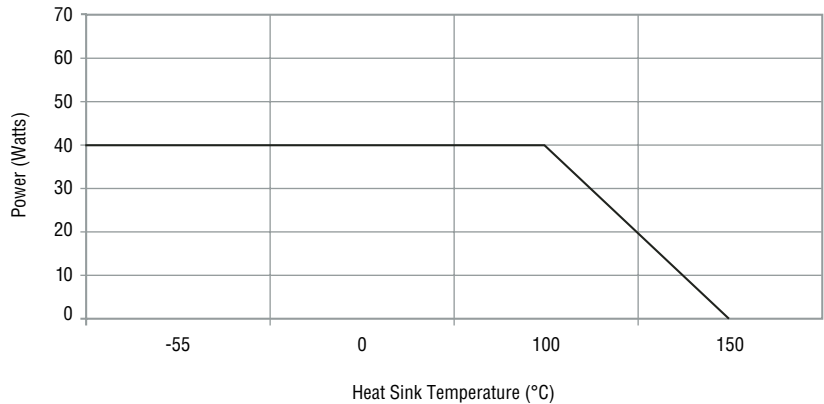
Substrate.....ALN
 Resistive Film.....Thick Film
 Terminals.....PtAg*
 Resistance.....50 Ω
 Tolerance.....±5 %
 Packaging
 Bulk100 pcs./bag

Absolute Ratings

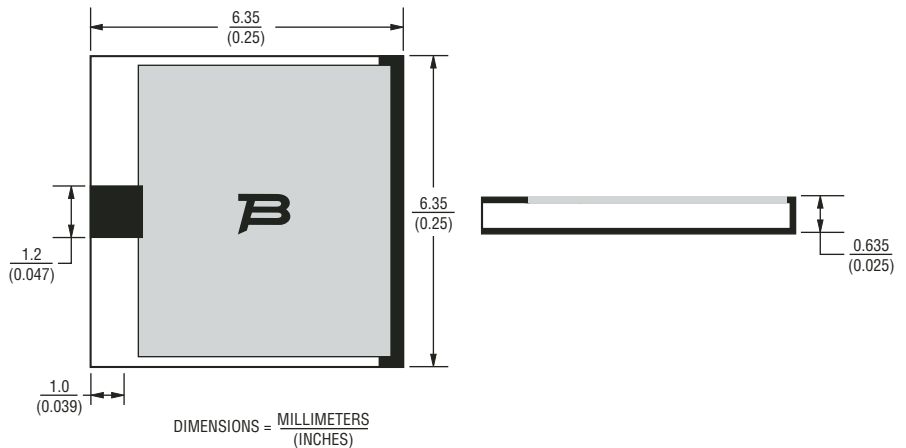
Power40 W
 Frequency9 GHz
 VSWR.....1.2 Maximum

*Default, other finish options available (see How to Order section).

Characteristic Curve




Product Dimensions



How To Order

CHF 2525 C N T 500 L Y



Reliable Electronic Solutions

Asia-Pacific:
 Tel: +886-2 2562-4117
 Fax: +886-2 2562-4116

Europe:
 Tel: +41-41 768 5555
 Fax: +41-41 768 5510

The Americas:
 Tel: +1-951 781-5500
 Fax: +1-951 781-5700

www.bourns.com

07/06