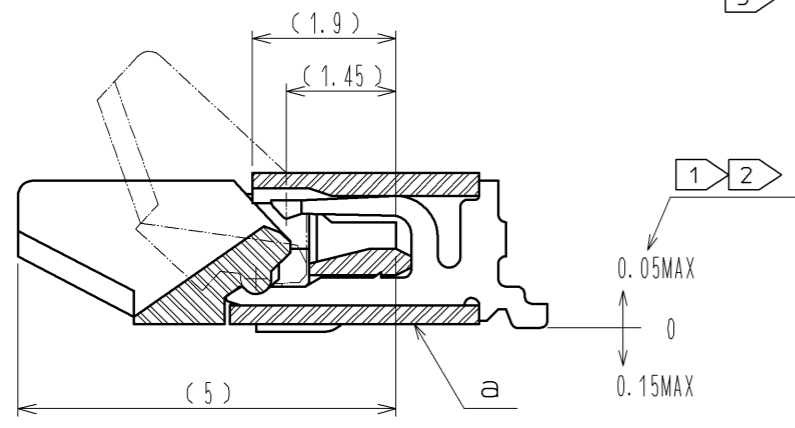


b-b (10 : 1)



NOTE
 ① REFERENCE IS a.
 ② LEAD CO-PLANARITY SHALL BE 0.1 MAX.
 ③ THICKNESS OF SUPPORTING TAPE SHALL BE 0.188(7.5mil) MIN.

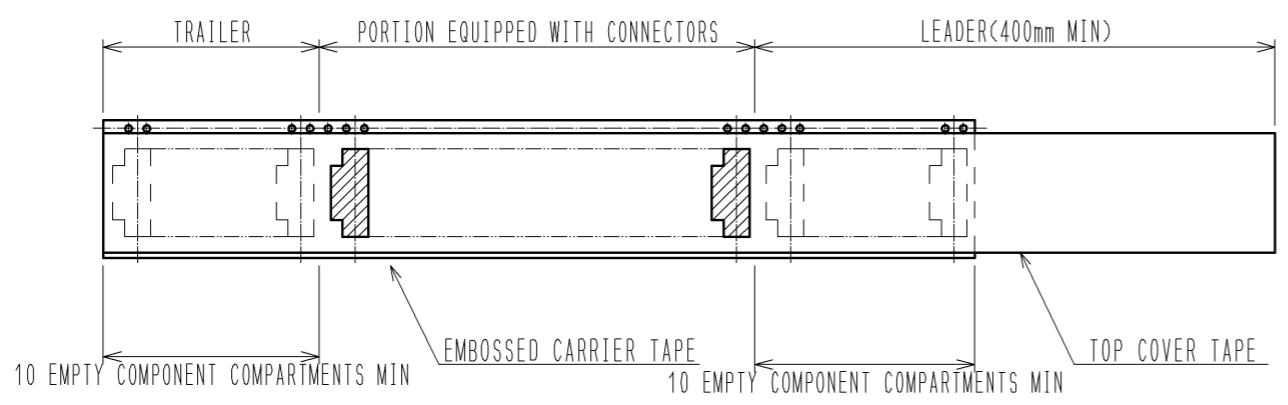
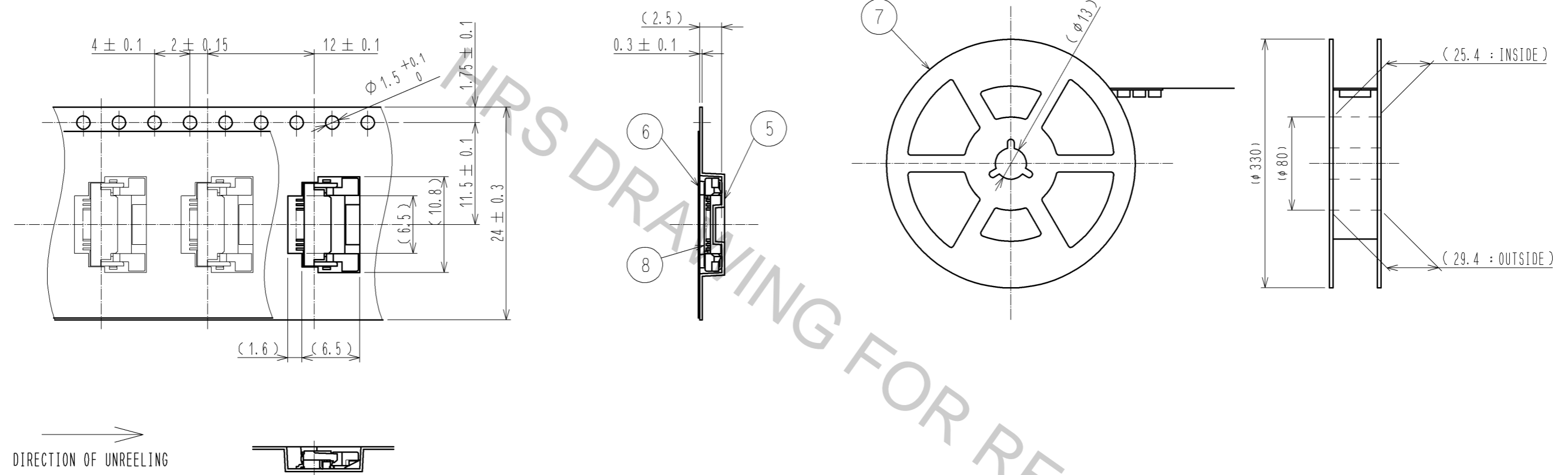
RECOMMENDED METAL MASK THICKNESS t=0.15

4	BRASS	TIN PLATING 1μmMIN OVER NICKEL 1μmMIN.	8	(CONNECTOR)	
3	PHOSPHOR BRONZE	GOLD PLATING 0.05μmMIN OVER NICKEL 1μmMIN.	7	POLYSTYRENE	
2	PPS	DEEP BROWN UL94V-0	6	POLYESTER	
1	POLYAMIDE	BEIGE UL94V-0	5	POLYSTYRENE	
NO.	MATERIAL	FINISH . REMARKS	NO.	MATERIAL	FINISH . REMARKS
UNITS	mm	SCALE	5 : 1	COUNT	1
APPROVED : RI. TAKAYASU			08.09.02		
CHECED : HS. SAKAMOTO			08.09.01		
DESIGNED : MK. YASUMI			08.08.26		
DRAWN : MK. YASUMI			08.08.26		
DESCRIPTION OF REVISIONS				DESIGNED	CHECKED
DIS-F-003410				MK. YASUMI	FN. TAMURA
				DATE	09.12.11
DRAWING NO.				EDC3-152957-51	
PART NO.				FH12A-12S-0.5SH(55)	
CODE NO.				CL586-0696-4-55	

Apr.1.2017 Copyright 2017 HIROSE ELECTRIC CO., LTD. All Rights Reserved.

EMBOSSED CARRIER TAPE DIMENSION(2:1)

REEL DIMENSION(FREE)



NOTE 4 THE DIMENSIONS IN PARENTHESES ARE FOR REFERENCE.
 5 1 REEL:2000 CONNECTORS.

<DRAWING FOR PACKING>

HRS	DRAWING NO.	EDC3-152957-51
	PART NO.	FH12A-12S-0.5SH(55)
	CODE NO.	CL586-0696-4-55
		2/2