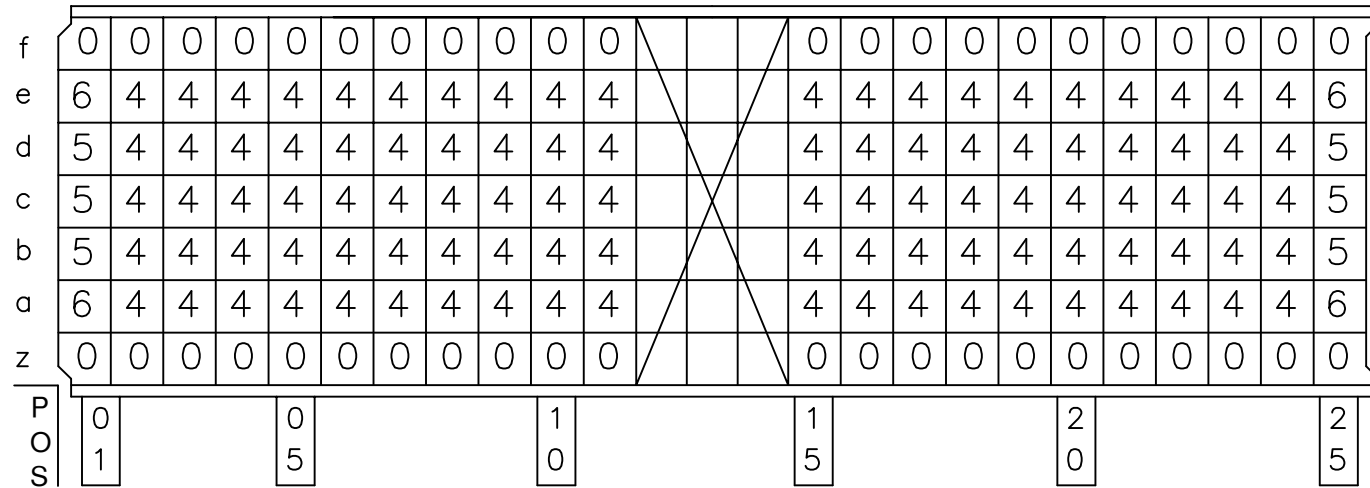
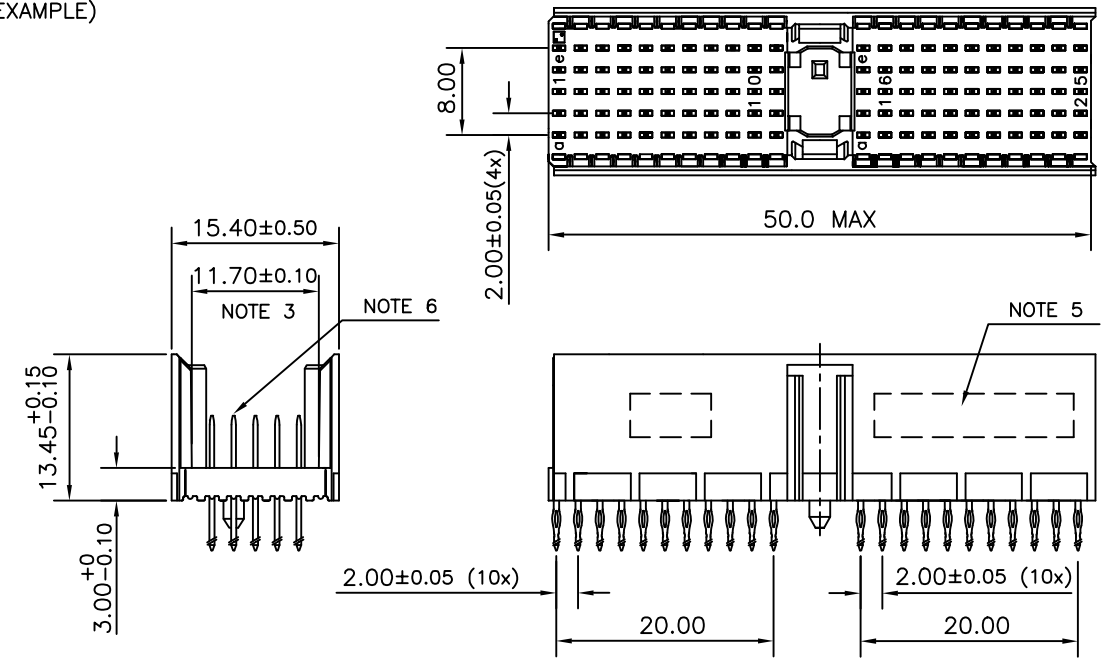


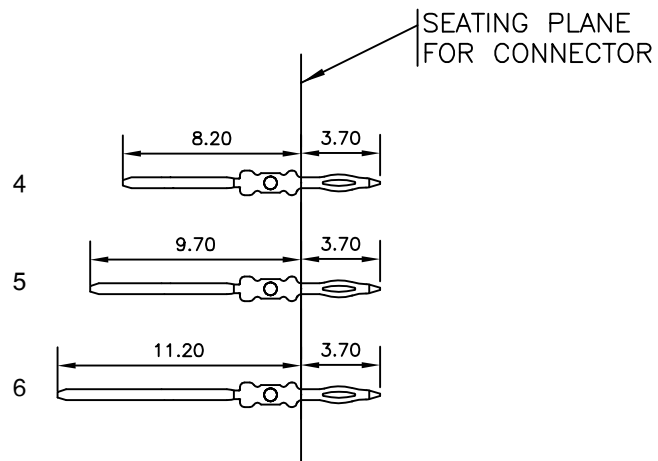
LOADING PATTERN MATING SIDE



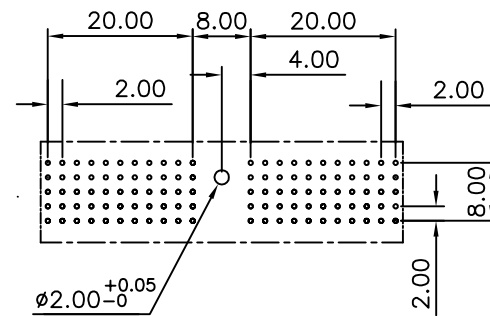
LOADED CONNECTOR ASSEMBLY (FOR EXAMPLE)



CONTACT OVERVIEW



LAY-OUT P.C.B.-HOLE



HM2P07PDP1W0 **LEAD FREE INDICATOR : LF = LEAD FREE (DIGIT 15 & 16)**  
**PLATING CODE (DIGIT 13 AND 14)**  
 (REF DRW NO. BS,C , 201844 , 003)

NOTES

- THIS PRODUCT IS CSA APPROVED.
  - THIS PRODUCT IS UL RECOGNIZED.
  - MEASURED AT THE BOTTOM.
  - MATERIAL CONTACT: PHOSPHORBRONZE  
HOUSING: CREAM WHITE GLASS FILLED POLYESTER UL-94V0
  - CONNECTOR PRINTED WITH P/N AND DATE CODE.
  - FOR ACTUAL CONTACT LOADINGS, SEE LOADING PATTERN MATING SIDE.
  - SHAPE OF CONNECTOR HOUSING CAN ALTER DEPENDING ON PRODUCTION LOCATION
  - THE PRODUCT (LF) MEETS EUROPEAN UNION DIRECTIVES AND OTHER COUNTRY REGULATIONS AS DESCRIBED IN GS-22-008
  - FOR RECOMMENDED PTH DIMENSIONS REFER DRAWING : BS, A , 201572 , 001
- CATALOG NO: HM2P07PDP1W0----

mat'l. code SEE NOTE 4				surface ISO 1302 ✓		tolerance ISO 406 ISO 1101		projection MM		product family MILLIPACS			
itr				ecn no		dr		date		title			
A				I04-0097		MINI		2004/10/16		MPACS 5+2R STR HDR PF CONN TYPE A			
B				I05-0190		MINI		2005/10/13		scale -			
C				I06-0090		MINI		2006/06/28					
						dr		MINI K VANDANATH		2004/10/16		dwg no	
						enr		BIJU K PAUL		2004/10/16		sheet 1 of 1	
						chr		BIJU K PAUL		2006/06/28		size A3	
						appd		BIJU K PAUL		2006/06/28		type Product Customer Drawing	
sheet index		revision sheet		C		1							