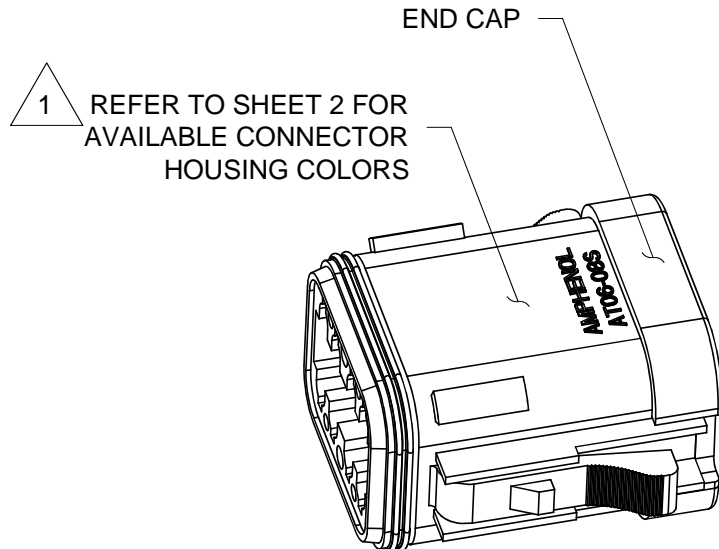
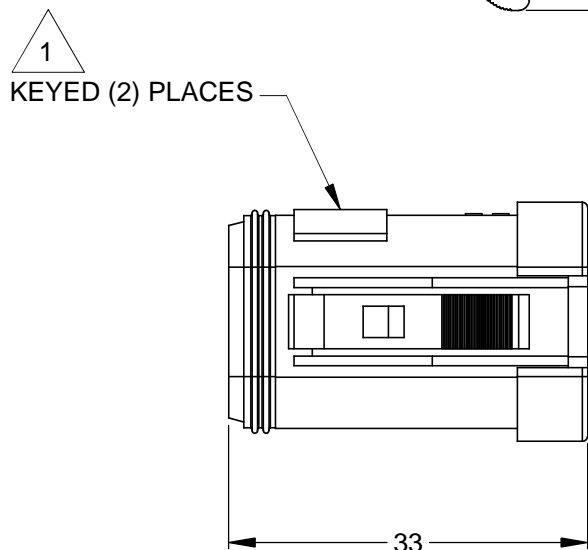
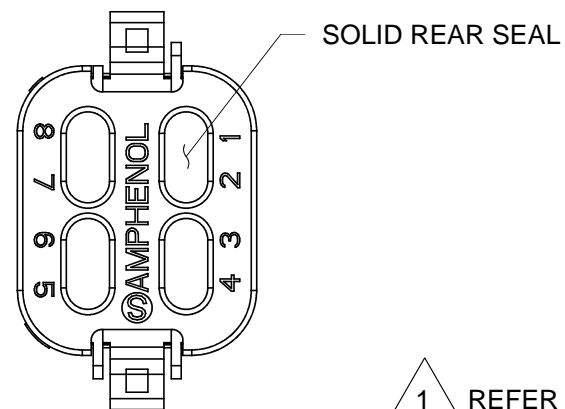
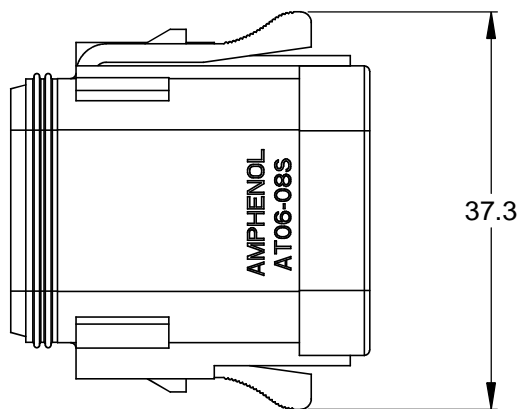
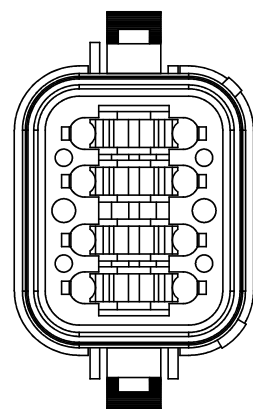


REVISIONS					
REV	ECO	DESCRIPTION	DATE	BY	APPR
A3	-	RELEASE NEW DWG FORMAT	03/JAN/14	ORION	-



1 REFER TO SHEET 2 FOR AVAILABLE CONNECTOR HOUSING COLORS

NOTES: UNLESS OTHERWISE SPECIFIED

1 SEE SHEET 2 FOR KEY ARRANGEMENTS AND COLORS.

2. MATERIAL:  
HOUSING: THERMOPLASTIC  
SEAL: SILICONE RUBBER

3. MODIFICATIONS: SOLID REAR SEAL; END CAP

4. SPECIFICATIONS:  
4.1 CURRENT RATING: 13 AMPS  
4.2 OPERATING TEMPERATURE: -55°C TO +125°C  
4.3 DIELECTRIC WITHSTANDING VOLTAGE: LESS THAN 2 MILLIAMPS CURRENT LEAKAGE @ 1500 VOLTS AC.  
4.4 INSULATION RESISTANCE: 1000 MEGOHMS MIN @ 25°C.  
4.5 MOISTURE RESISTANCE: IP67 ( MATED CONDITION )  
4.6 MATING CYCLE DURABILITY: 100 CYCLES  
4.7 RoHS COMPLIANT

5. MATING PART: AT04-08PX\* RECEPTACLE  
( X = A,B,C,D KEYS; \* = MODIFICATIONS AND COLORS )

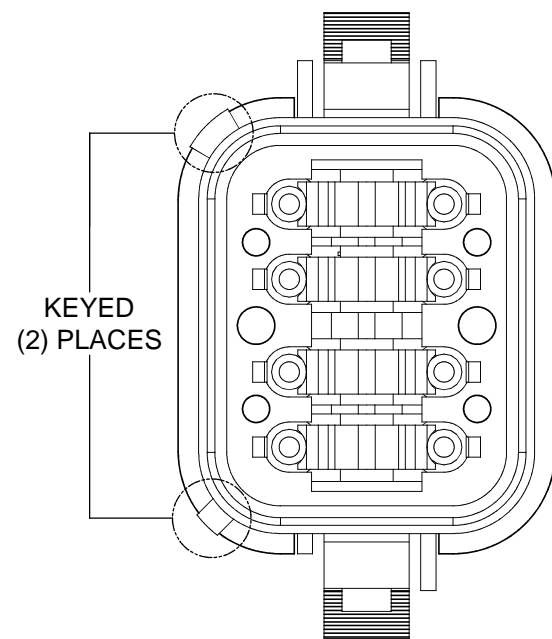
6. ALL DIMENSIONS ARE FOR REFERENCE USE ONLY.

SEE PART NUMBER CHART		DESCRIPTION		ITEM
QUANTITY	PART NUMBER	MATERIALS LIST		
UNLESS OTHERWISE SPECIFIED		SIGNATURES		DATE
1) All dimensions are in metric (mm).		DRAWN: ORION.LI		03/JAN/14
2) Tolerances are as follows:		CHECKED:		
1 PL DEC ±0.30		ENGINEER:		
2 PL DEC ±0.15		APPROVAL:		
3 PL DEC ±0.08		CUSTOMER:		
3) Note reference =		THIS DRAWING IS SUPPLIED FOR INFORMATION ONLY. DESIGN FEATURES, SPECIFICATIONS AND PERFORMANCE DATA SHOWN HEREON ARE THE PROPERTY OF THE AMPHENOL CORPORATION. NO RIGHTS OF REPRODUCTION ARE IMPLIED. ALL DIMENSIONS ARE SUBJECT TO NORMAL MANUFACTURING VARIATIONS.		
MATERIAL SPECIFICATIONS:		CUSTOMER:		
PROCESS SPECIFICATIONS:		SCALE: NONE		
NEXT ASSY:		SIZE: B C-		
		DWG NO: AT06-08SX-SSXXX		REVISION: A3
		SHEET 1 OF 2		

TITLE: PLUG, 8 SOCKET, AT SERIES, KEYED, SOLID REAR SEAL, END CAP  
DWG NO.: AT06-08SX-SS01  
REV: A3  
SH: 1  
OF: 2

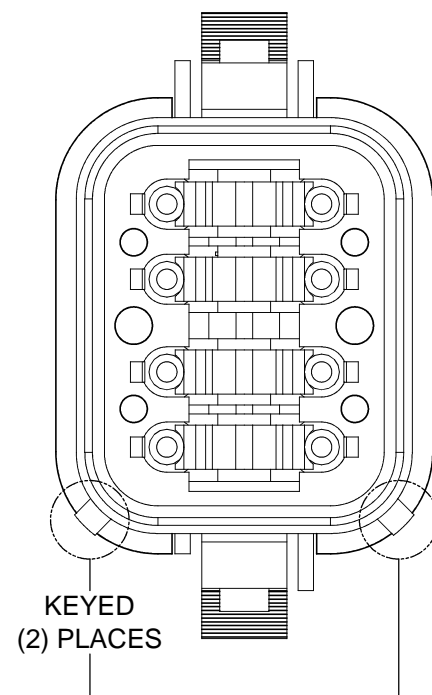
REVISIONS					
REV	ECO	DESCRIPTION	DATE	BY	APPR

P/N AT06-08SA-SS01  
KEY-A CONFIGURATION  
STANDARD COLOR: GREY



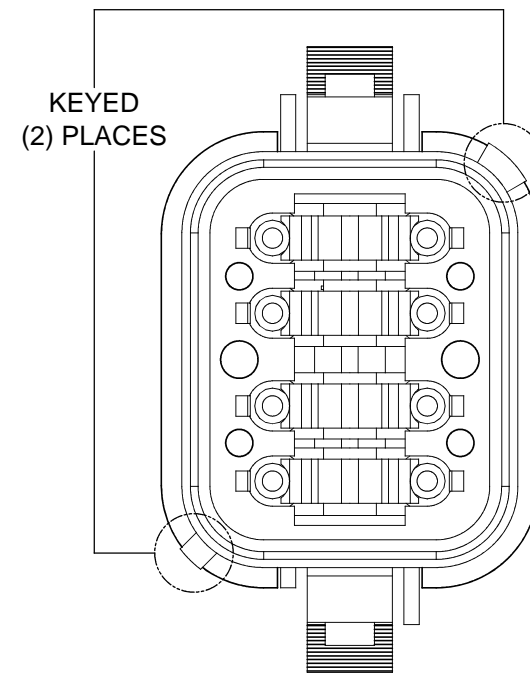
KEY-A CONFIGURATION	
COLOR	PART NUMBER
* GREY	AT06-08SA-SS01
BLACK	AT06-08SA-SSBLK
GREEN	AT06-08SA-SSGRN
BROWN	AT06-08SA-SSBRN

P/N AT06-08SB-SS01  
KEY-B CONFIGURATION  
STANDARD COLOR: BLACK



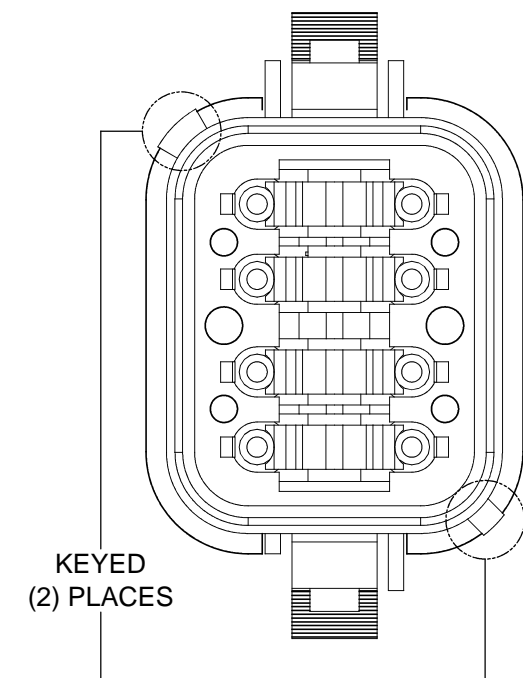
KEY-B CONFIGURATION	
COLOR	PART NUMBER
GREY	AT06-08SB-SSGRY
* BLACK	AT06-08SB-SS01
GREEN	AT06-08SB-SSGRN
BROWN	AT06-08SB-SSBRN

P/N AT06-08SC-SS01  
KEY-C CONFIGURATION  
STANDARD COLOR: GREEN



KEY-C CONFIGURATION	
COLOR	PART NUMBER
GREY	AT06-08SC-SSGRY
BLACK	AT06-08SC-SSBLK
* GREEN	AT06-08SC-SS01
BROWN	AT06-08SC-SSBRN

P/N AT06-08SD-SS01  
KEY-D CONFIGURATION  
STANDARD COLOR: BROWN



KEY-D CONFIGURATION	
COLOR	PART NUMBER
GREY	AT06-08SD-SSGRY
BLACK	AT06-08SD-SSBLK
GREEN	AT06-08SD-SSGRN
* BROWN	AT06-08SD-SS01

NOTE:

AN ASTERISKS ( \* ) PLACED BEFORE THE COLOR DENOTES THE STANDARD MOLDED COLOR OF THE CONNECTORS SHOWN ABOVE.

OTHER COLORS SHOWN ARE AVAILABLE VIA SPECIAL ORDER.

TITLE: PLUG & SOCKET AT SERIES KEYPED SOLID REAR SEAL END CAP  
DWG NO.: AT06-08SX-SS01  
REV: A3  
SH: 2  
OF: 2

QUANTITY	PART NUMBER	DESCRIPTION	ITEM
<b>MATERIALS LIST</b>			
UNLESS OTHERWISE SPECIFIED 1) All dimensions are in metric (mm). 2) Tolerances are as follows: 1 PL DEC ±0.30 2 PL DEC ±0.15 3 PL DEC ±0.08 3) Note reference =		SIGNATURES      DATE DRAWN: ORION.LI      03/JAN/14 CHECKED: ENGINEER: APPROVAL:	
MATERIAL SPECIFICATIONS:		CUSTOMER:	
PROCESS SPECIFICATIONS:		THIS DRAWING IS SUPPLIED FOR INFORMATION ONLY. DESIGN FEATURES, SPECIFICATIONS AND PERFORMANCE DATA SHOWN HEREON ARE THE PROPERTY OF THE AMPHENOL CORPORATION. NO RIGHTS OF REPRODUCTION ARE IMPLIED. ALL DIMENSIONS ARE SUBJECT TO NORMAL MANUFACTURING VARIATIONS.	
NEXT ASSY:		SCALE: NONE	
		<b>Amphenol</b> Sine Systems - www.amphenol-sine.com 44724 Morley Drive Clinton Township, MI 48036	
		<b>PLUG, 8 SOCKET, AT SERIES, KEYPED, SOLID REAR SEAL, END CAP</b>	
		SIZE: <b>B C-</b>	REVISION: <b>A3</b>
		DWG NO.: <b>AT06-08SX-SSXXX</b>	
		SHEET <b>2</b> OF <b>2</b>	