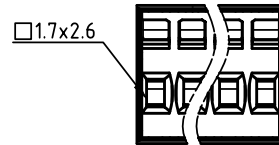
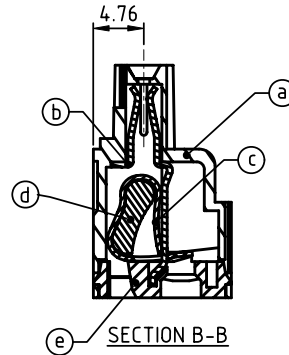
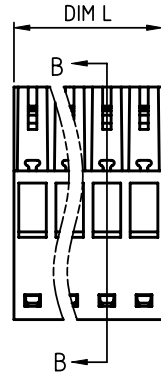
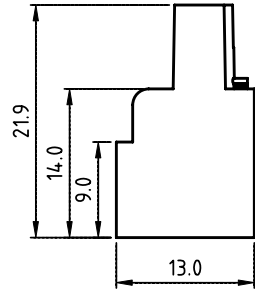
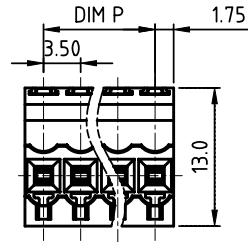


PRODUCT NUMBER	PITCH
HNxx10x000J0G	3.50 mm



Material:

- Item (a) Terminal Body: Thermoplastic (UL94V-0)
- Item (b) Female contact: Phbz, Tin plated
- Item (c) Spring clamp: Stainless Steel
- Item (d) Insulating spacer: Thermoplastic (UL94V-0)
- Item (e) Terminal Cover: Thermoplastic (UL94V-0)

Electrical cULus

- Voltage rating: 300V
- Current rating: 10A
- Wire range:
- Solid wire(AWG): 14-26
- Stranded wire(AWG): 14-26
- Wire strip length: 10-11mm
- Withstanding Voltage: 1.6KV
- Operating temperature: -40°C to +115°C
- Safety Approval:

DIMENSION

DIM L	Nx3.5
DIM P	(N-1)x3.5

N=Number of poles

Poles	Tolerance
2p-6p	±0.15
7p-12p	±0.20
13p-18p	±0.25
19p-24p	±0.30

PART NO.: HN xx 1 0 x 0 00J0 G

solid block	0	Color	0 Black (RAL9005)	RoHS compliant
No. of poles	2		1 Red (RAL3001/D)	(lead<4%)
02 2 poles	3		2 Orange(RAL2011/P)	In copper Alloy
03 3 poles	4		3 Yellow(RAL1018/A)	
...	5		4 Green(RAL6018/T)	
24 24 poles	6		5 Blue (RAL5015/A)	
	8		6 Grey(RAL7035/D)	
	9		7 White(RAL1102)	
	C		8 Green(RAL6018/U)	

mat'l. code		surface ASME Y14.5	tolerance ASME Y14.5	projection 	product family TERMINAL BLOCK
ltr	ecn no	dr	date	tolerances unless otherwise specified	title TERMINAL BLOCK
				angles 	SPRING CLAMP, PLUGGABLE PLUG
				X±1°	scale
				dr EVIN ZHONG 052014	dwg no sheet 1 of 1 size
				enr EVIN ZHONG 052014	HNxx10x000J0G A4
				chr HANKE FENG 052014	type CUSTOMER Drawing
				appd SHI JUN 052014	
sheet index	revision sheet	A	1		