

PCB terminal block - SPT 5/ 5-H-7,5-ZB - 1719228

Please be informed that the data shown in this PDF Document is generated from our Online Catalog. Please find the complete data in the user's documentation. Our General Terms of Use for Downloads are valid (<http://download.phoenixcontact.com>)

PCB terminal block, Nominal current: 41 A, Nom. voltage: 1000 V, Pitch: 7.5 mm, Number of positions: 5, Connection method: Spring-cage connection, Mounting: Soldering, Conductor/PCB connection direction: 0 °, Color: green



Product Features

- ✓ Fast connection technology thanks to tool-free direct plug-in principle
- ✓ Conductor connection direction: horizontal (0° -H) to the PCB
- ✓ Unlimited 600 V UL approval thanks to compact zigzag pinning
- ✓ Single-position terminal block bases with double pin
- ✓ SPT 5 Push-in spring-cage PCB terminal blocks for conductor cross sections up to 6 mm², stranded



Key commercial data

Packing unit	1 pc
Minimum order quantity	50 pc
Weight per Piece (excluding packing)	18.86 GRM
Custom tariff number	85369010
Country of origin	Bulgaria

Technical data

Dimensions

Pitch	7.5 mm
Dimension a	30 mm
Pin dimensions	1,7 x 0,8
Pin spacing	13.2 mm
Hole diameter	2.1 mm

General

Range of articles	SPT 5/...-H
Insulating material group	I

PCB terminal block - SPT 5/ 5-H-7,5-ZB - 1719228

Technical data

General

Rated surge voltage (III/3)	8 kV
Rated surge voltage (III/2)	8 kV
Rated surge voltage (II/2)	8 kV
Rated voltage (III/3)	800 V
Rated voltage (III/2)	1000 V
Rated voltage (II/2)	1000 V
Connection in acc. with standard	EN-VDE
Nominal current I _N	41 A
Nominal cross section	6 mm ²
Insulating material	PA
Solder pin surface	Sn
Inflammability class according to UL 94	V0
Stripping length	15 mm
Number of positions	5

Connection data

Conductor cross section solid min.	0.2 mm ²
Conductor cross section solid max.	10 mm ²
Conductor cross section stranded min.	0.2 mm ²
Conductor cross section stranded max.	6 mm ²
Conductor cross section stranded, with ferrule without plastic sleeve min.	0.25 mm ²
Conductor cross section stranded, with ferrule without plastic sleeve max.	6 mm ²
Conductor cross section stranded, with ferrule with plastic sleeve min.	0.25 mm ²
Conductor cross section stranded, with ferrule with plastic sleeve max.	4 mm ²
Conductor cross section AWG/kcmil min.	24
Conductor cross section AWG/kcmil max	8
2 conductors with same cross section, stranded, TWIN ferrules with plastic sleeve, min.	0.25 mm ²
2 conductors with same cross section, stranded, TWIN ferrules with plastic sleeve, max.	1.5 mm ²
Minimum AWG according to UL/CUL	24
Maximum AWG according to UL/CUL	8

Classifications

eCl@ss

eCl@ss 4.0	27141109
eCl@ss 4.1	27141109

PCB terminal block - SPT 5/ 5-H-7,5-ZB - 1719228

Classifications

eCl@ss

eCl@ss 5.0	27141190
eCl@ss 5.1	27141190
eCl@ss 6.0	27261101
eCl@ss 7.0	27440401
eCl@ss 8.0	27440401

ETIM

ETIM 3.0	EC001121
ETIM 4.0	EC002643
ETIM 5.0	EC002643

UNSPSC

UNSPSC 6.01	30211801
UNSPSC 7.0901	39121432
UNSPSC 11	39121432
UNSPSC 12.01	39121432
UNSPSC 13.2	39121432

Approvals

Approvals


Approvals

UL Recognized / SEV / cUL Recognized / CCA / IECCE CB Scheme / GOST / UL Recognized / cUL Recognized / GOST / cULus Recognized

Ex Approvals

Approvals submitted

Approval details

UL Recognized 		
	B	C
mm ² /AWG/kcmil	24-8	24-8


PCB terminal block - SPT 5/ 5-H-7,5-ZB - 1719228

Approvals

	B	C
Nominal current IN	36 A	36 A
Nominal voltage UN	600 V	600 V

SEV


mm ² /AWG/kcmil	6
Nominal current IN	41 A
Nominal voltage UN	1000 V

cUL Recognized 

	B	C
mm ² /AWG/kcmil	24-8	24-8
Nominal current IN	36 A	36 A
Nominal voltage UN	600 V	600 V

CCA

mm ² /AWG/kcmil	6
Nominal current IN	41 A
Nominal voltage UN	1000 V

IECEE CB Scheme 

mm ² /AWG/kcmil	6
Nominal current IN	41 A
Nominal voltage UN	1000 V

GOST 

PCB terminal block - SPT 5/ 5-H-7,5-ZB - 1719228

Approvals

UL Recognized

	B	C
mm ² /AWG/kcmil	24-8	24-8
Nominal current I _N	36 A	36 A
Nominal voltage U _N	600 V	600 V

cUL Recognized

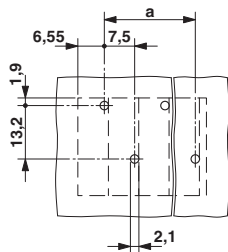
	B	C
mm ² /AWG/kcmil	24-8	24-8
Nominal current I _N	36 A	36 A
Nominal voltage U _N	600 V	600 V

GOST

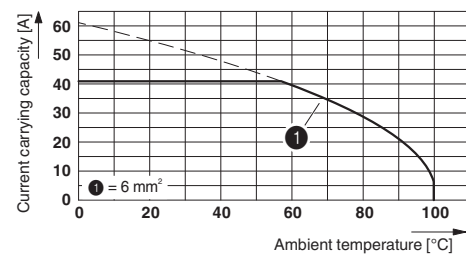
cULus Recognized

Drawings

Drilling diagram



Diagram



PCB terminal block - SPT 5/ 5-H-7,5-ZB - 1719228

Dimensioned drawing

