



REV	DATE	DOCUMENT	CHANGED BY	CHECK
D	2010.09.01	Using New Frame	Morris	Leon

HONEYWELL
PART NUMBER
ZW10E99AW3-A

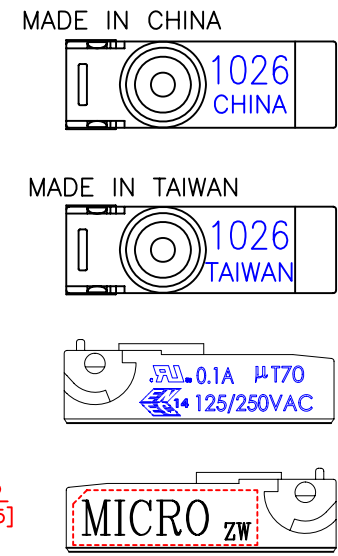
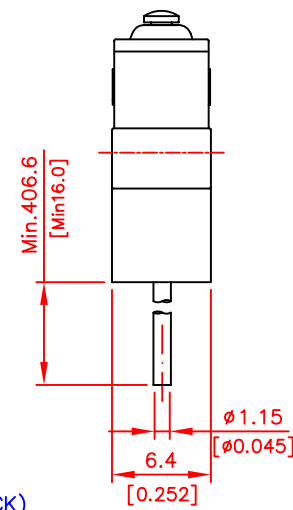
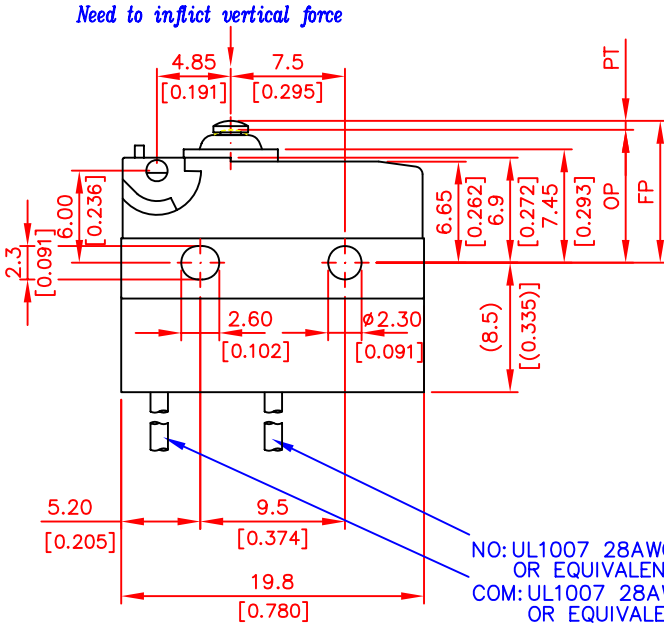
Operation Characteristics

Operating Force (OF)	Max. 150 gf
Releasing Force (RF)	Min. 30 gf
Free Position (FP)	Max. 9.9 mm
Operating Position (OP)	8.4 ± 0.3 mm
Movement Differential (MD)	Max. 0.2 mm
Over-travel (OT)	Min. 0.6 mm
Pre-travel (PT)	Max. 1.2 mm

DATE CODE
1026
year week

Specifications

Initial Contact Resistance	Max. 300 mΩ. Before measure the switc contact resistance, please press the switch threetimes on and off. (Measured by ohm meter-Open Voltage<1VDC, Driver current-100mA)
Initial Dielectric Strength	1000 VAC(50-60HZ)/minute between contacts 1,500VAC(50-60HZ)/minute between Live-parts and dead metal parts.
Circuit Arrangement	SPST (Single pole single throw)
Rating	0.1A 125/250VAC
Service Life	Min. 1,000,000 operations
Rating Load	Resistive Load
Operating Frequency	10-30 operations per minute
Safety certificate	UL, cUL, ENEC14, CE
IP Code:	IP 67
Mechanical Service Life	Min. 1,000,000 operations.
Operating Frequency	Max. 400 operations per minute



NO: UL1007 28AWG OR EQUIVALENT(RED)
COM: UL1007 28AWG OR EQUIVALENT(BLACK)

Environments

Storage Temperature	-25°C~85°C (with no icing)
Storage Humidity	at 40°C, Max. 85% R.H
Soldering By Hand	300°C maximum within 5 seconds.
Soldering Bath	260°C maximum within 5 seconds.

DESIGN UNITS: MM
TOLERANCES UNLESS NOTED:

NO PLACES	X	±	1.000
ONE PLACE	.X	±	0.40
TWO PLACE	.XX	±	0.40
THREE PLACE	.XXX	±	0.40
ANGLES	X	±	3.0°

THIRD ANGLE PROJECTION

APPROVAL	CHECK	DRAWN
King	Leon	Morris
THIS DRAWING COVERS A PROPRIETARY ITEM AND IS THE PROPERTY OF HONEYWELL. THIS DRAWING IS NOT TO BE COPIED OR USED WITHOUT THE PERMISSION OF HONEYWELL.		
INTERPRET PER ASME Y14.5M-1994 OTHER HONEYWELL ENGINEERING STANDARDS MAY APPLY		
AUTOCAD		

Honeywell				
TITLE SWITCH				
SIZE	TYPE	CAGE CODE	DRAWING NAME	REV
A4	-	-	ZW10E99AW3-A	D
SCALE	4 : 1		SHEET	1 OF 1