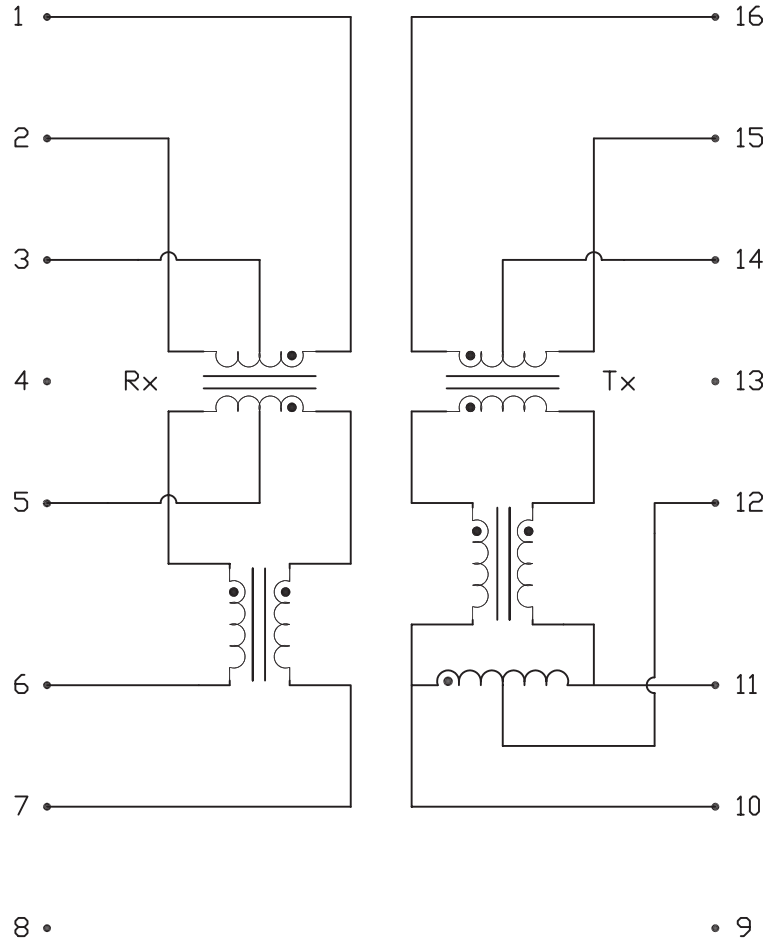


THE INFORMATION CONTAINED HEREIN IS CONSIDERED "PROPRIETARY" TO BEL FUSE INC. AND SHALL NOT BE COPIED, REPRODUCED OR DISCLOSED WITHOUT THE WRITTEN APPROVAL OF BEL FUSE INC.

ELECTRICAL CHARACTERISTICS @25°C



SCHEMATIC



URNS RATIO

Rx (1-3-2) : (7-5-6)
Tx (16-14-15) : (10-12-11)

1CT : 1CT
1CT : 1.414CT

POLARITY

PER DOT CONVENTION

DCL

(6-7) ; (10-11)

350uH MIN @100kHz 100mV
WITH 8mA DC BIAS

INSERTION LOSS

1.2dB MAX AT 100kHz TO 100MHZ

RETURN LOSS

MEASURED UNDER 100Ω
±15% ENVIRONMENT

| FREQ (MHz) | 1 | 10 | 30 | 60 | 80 | 100 |
|------------|----|----|----|----|----|-----|
| dB MIN | 20 | 20 | 18 | 14 | 13 | 10 |

CMDR

1MHz
10MHz
50MHz
100MHz
200MHz

65dB MIN
50dB MIN
35dB MIN
25dB MIN
20dB MIN

CROSSTALK

30dB MIN AT 100kHz TO 100MHZ

COMMON TO COMMON MODE

1MHz
10MHz-50MHz
100MHz-200MHz

50dB MIN
30dB MIN
20dB MIN

HIPOT

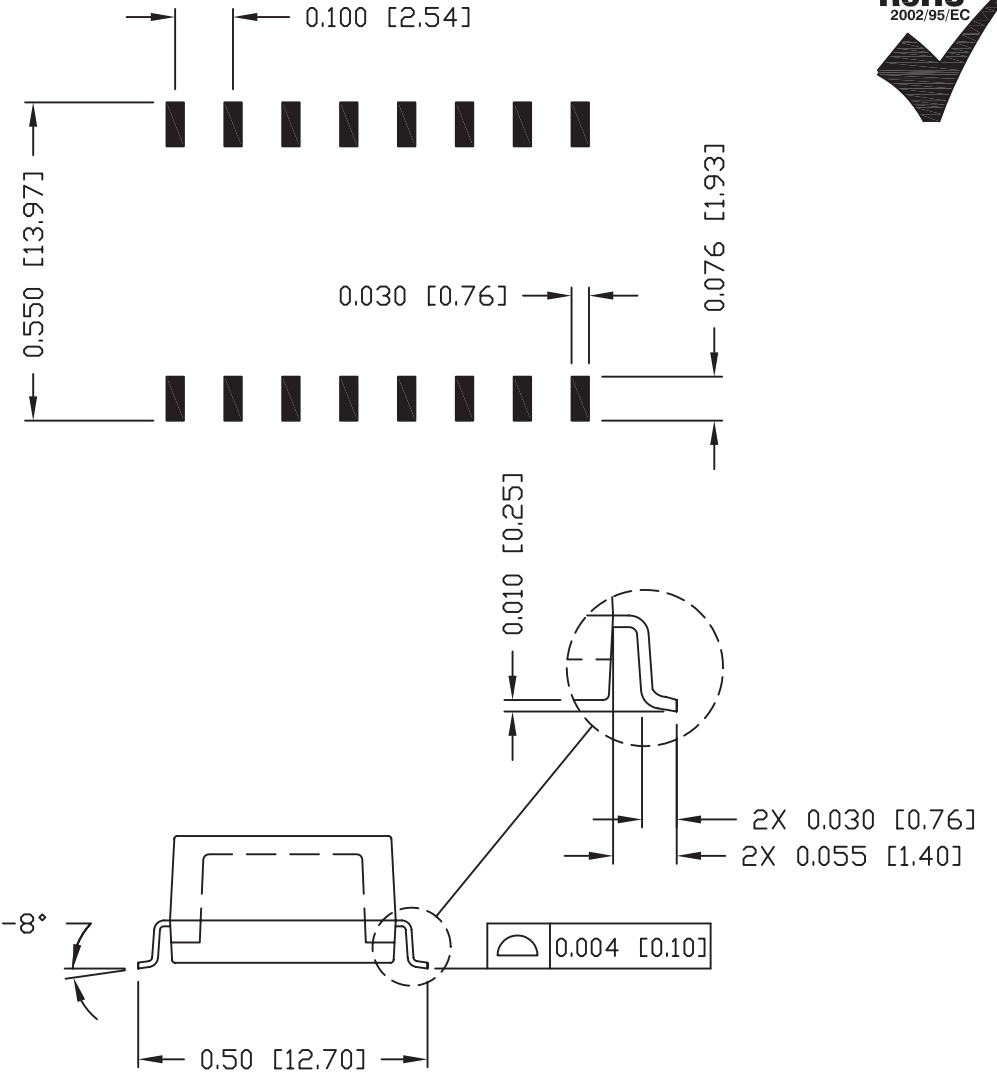
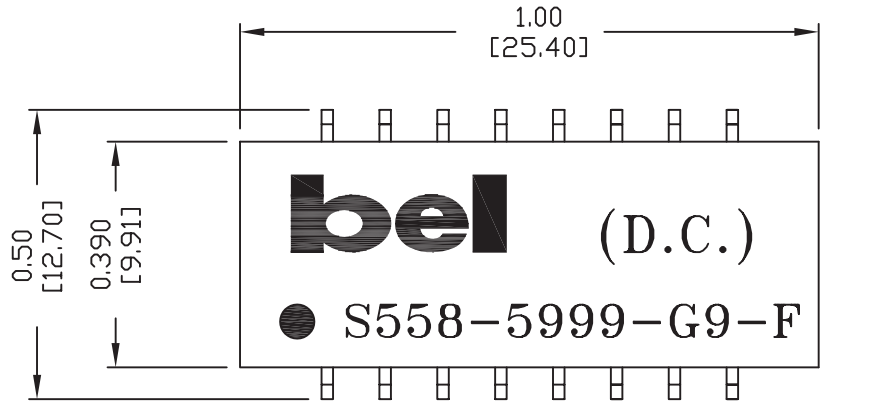
PER HAND-WORK-03

| ORIGINATED BY | DATE | TITLE | PART NO. / DRAWING NO. | STANDARD DIM. TOL. IN INCH | [] METRIC DIM. AS REFERENCE |
|---------------|----------|--|------------------------|-------------------------------|-----------------------------------|
| CH CHAN | 09-10-09 | ELECTRICAL SPECIFICATION S558-5999-G9-F | X5585999G9-F | .X | UNIT : INCH [mm] REV. : B |
| DRAWN BY | DATE | | FILE NAME | .XX | SCALE : N/A SIZE : A4 |
| XJ WANG | 09-10-09 | | X5585999G9FB.DWG | .XXX | SCALE : N/A SIZE : A4 PAGE : 2 |

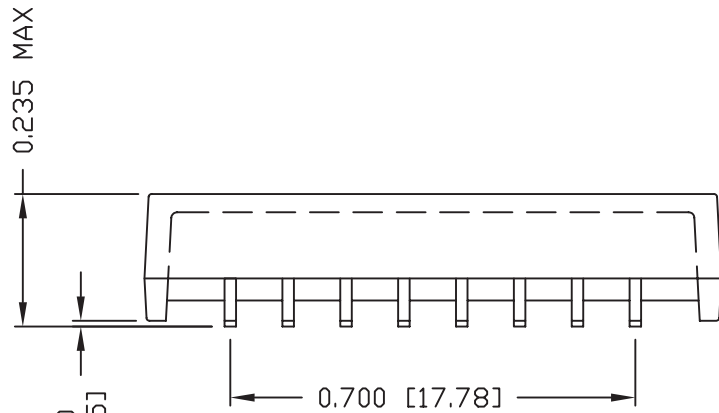


THE INFORMATION CONTAINED HEREIN IS CONSIDERED "PROPRIETARY" TO BEL FUSE INC. AND SHALL NOT BE COPIED, REPRODUCED OR DISCLOSED WITHOUT THE WRITTEN APPROVAL OF BEL FUSE INC.

SUGGESTED PCB PAD LAYOUT



0.020±0.002 [0.51±0.05] 0.10 [2.54] TYP.



NOTES:

1. STANDARD MARKING REFER TO DOC. HAND-WORK-04.
2. PACKAGE CODE: "RNS001".

| ORIGINATED BY | DATE | TITLE | PART NO. / DRAWING NO. | STANDARD DIM. TOL. IN INCH | [] METRIC DIM. AS REFERENCE |
|---------------|----------|--------------------------------------|------------------------|----------------------------|------------------------------|
| CH CHAN | 09-10-09 | MECHANICAL DRAWING S558-5999-G9-F | X5585999G9-F | .X | UNIT : INCH [mm] REV. : B |
| DRAWN BY | DATE | | FILE NAME | .XX ±0.01 | SCALE : N/A SIZE : A4 |
| XJ WANG | 09-10-09 | | X5585999G9FB.DWG | .XXX ±0.005 | SCALE : N/A SIZE : A4 |
| | | | | | PAGE : 3 |

