SHEET OF

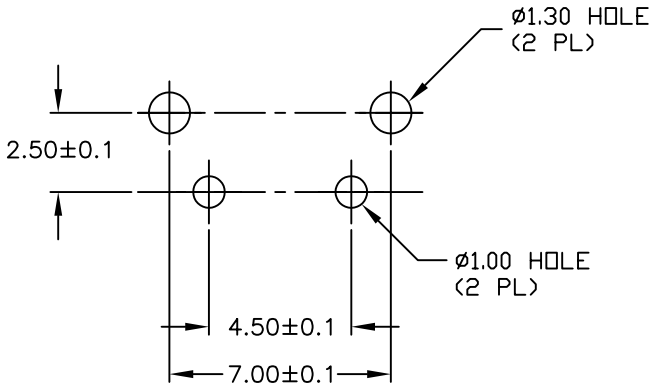

RECOMMENDED P.C.B. LAYOUT

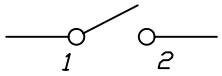

CIRCUIT: SPST

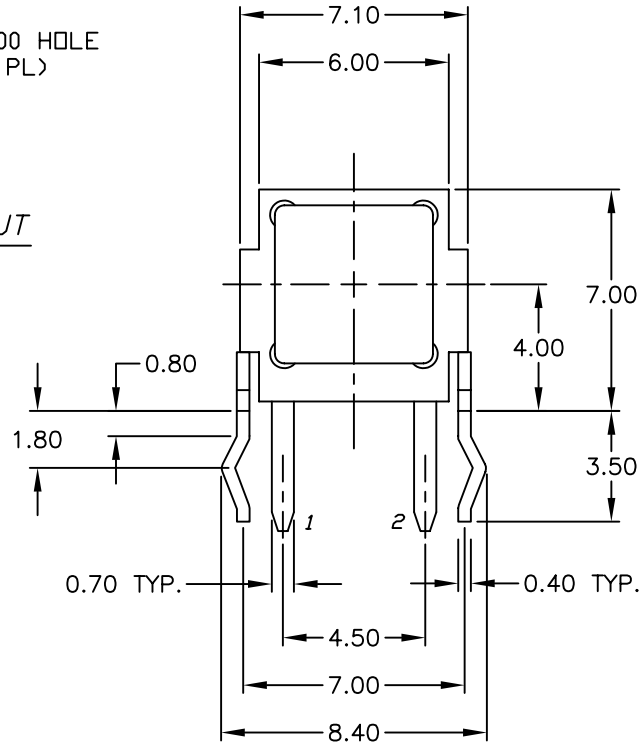

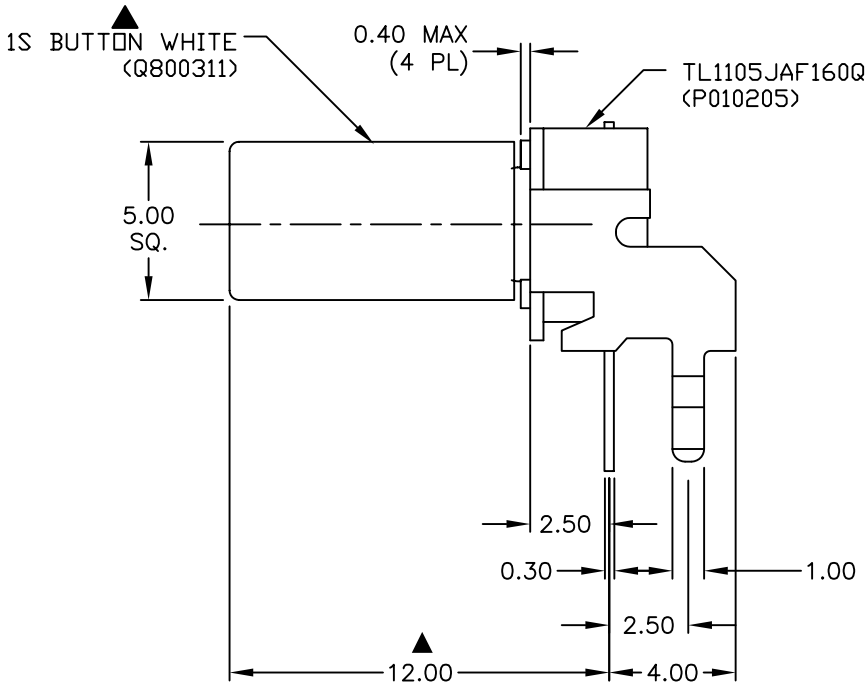

NOTES:

1. ALL DIMENSIONS IN MM
2. GENERAL TOLERANCE: X.X=±0.4
   X.XX=±0.25
3. TERM. NOS. FOR REF. ONLY
4. RATING: 50mA, @12V DC
5. TRAVEL: 0.25±0.1mm
6. ▲ OPERATING FORCE: 160±50gf
7. CONTACT RESISTANCE: 100 milliohms Max.
8. ELECTRICAL LIFE: 100,000 CYCLES MIN.
9. ▲ DESIGNATE MAJOR DIMENSIONS
10. 2002/95/EC (ROHS) COMPLIANT

REV.	ECN No.	DESCRIPTION	DATE	CHKD
B	17074	CAP NOW PART NUMBER Q800311	3/8/07	TN
A	11864	RELEASED FOR PRODUCTION	12/17/01	CJB

THE INFORMATION CONTAINED IN THIS DOCUMENT
IS PROPRIETARY TO E-SWITCH AND IS
NOT TO BE COPIED OR TRANSFERRED

E-SWITCH™

TITLE				
TL1105JAF160Q1SWHT				
SCALE 4:1	DATE 3/8/2007	DR TN	DWG XP0114A	REV B