

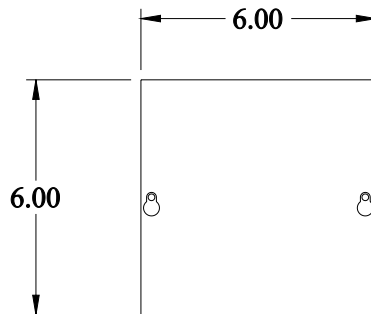
PART No. CS666

for more information visit

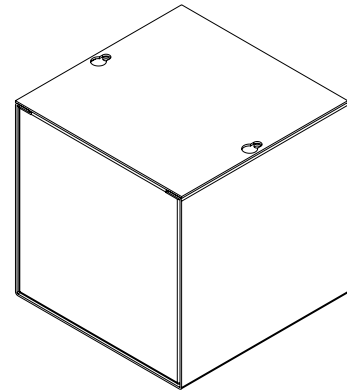
www.hammfg.com

Data subject to change without notice


Isometric drawing Not to Scale




TOP VIEW




ISOMETRIC VIEW



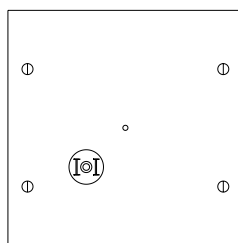
SIDE VIEW



FRONT VIEW



SIDE VIEW



BOTTOM VIEW