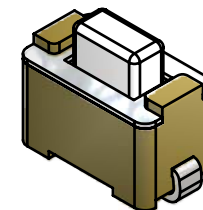
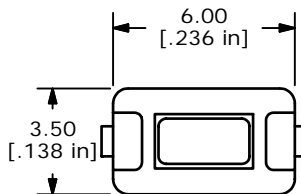


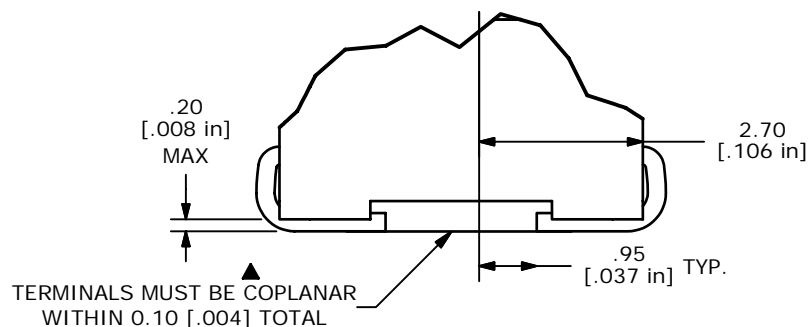
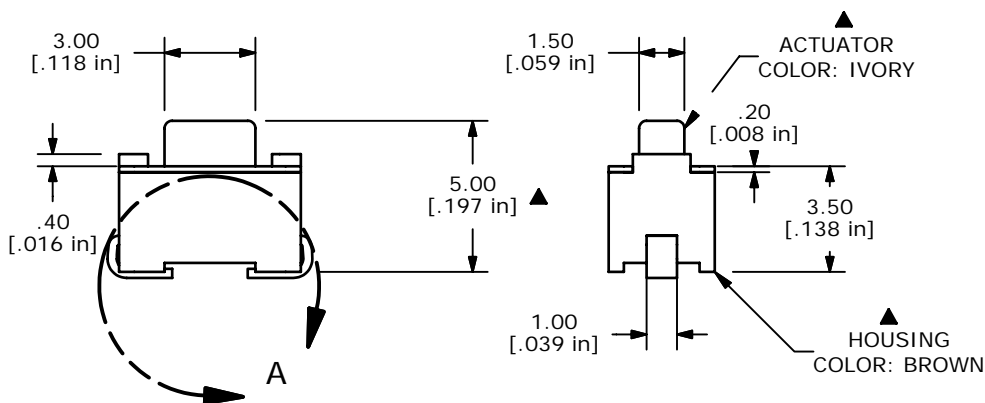
RECOMMENDED P.C.B. LAYOUT



CIRCUIT: SPST



ISOMETRIC



DETAIL A
SCALE 8 : 1

NOTES:

1. ALL DIMENSIONS IN MM [INCH]
2. GENERAL TOLERANCE: X.X=±0.4
X.XX=±0.25
3. TERM. NOS. FOR REFERENCE ONLY.
4. RATING: 12VDC, 50mA
- ▲ 5. OPERATING FORCE: 260 ± 50gf
6. TRAVEL: 0.25mm +0.2/-0.1MM
7. CONTACT RESISTANCE: 100 MILLI OHMS MAX. (INITIAL)
8. MECHANICAL/ELECTRICAL LIFE: 30,000 CYCLES.
- ▲ 9. CONTACT MATERIAL: SILVER
- ▲ 10. PACKAGE: TAPE AND REEL, 1800 PER
11. ▲ DENOTES CRITICAL PARAMETER
12. 2002/95/EC (ROHS) COMPLIANT



B	16682	UPDATED NOTES	11/21/2006	TN
A	14513	RELEASED FOR PRODUCTION	11/17/04	AR
REV	PCR NO	DESCRIPTION	DATE	BY

TITLE TL3302BF260QJ				
SCALE	DATE	DR	DWG	REV
4:1	11/21/2006	TN	P020333	B

THE INFORMATION CONTAINED IN THIS DOCUMENT IS PROPRIETARY TO E-SWITCH AND IS NOT TO BE COPIED OR TRANSFERRED