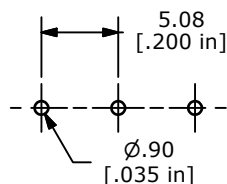
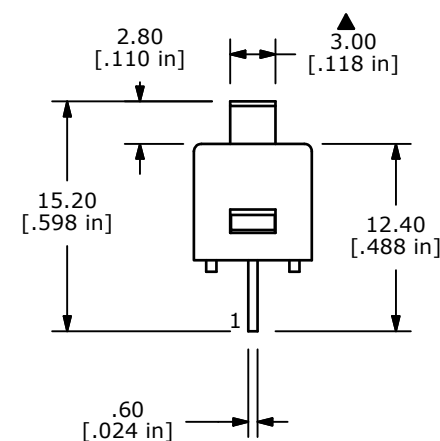
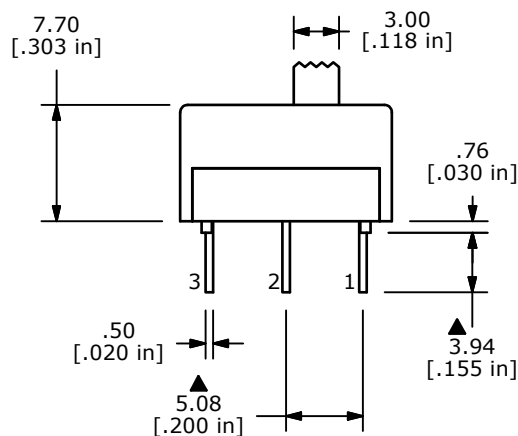
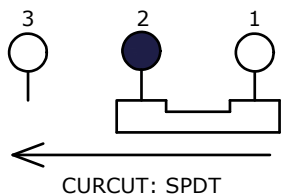
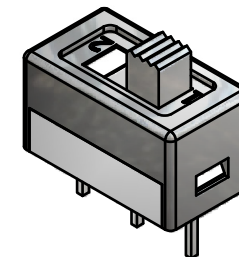
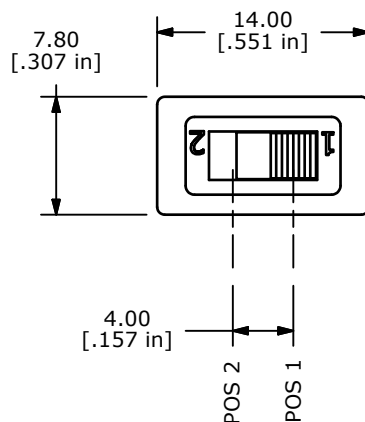


SWITCH FUNCTION	
POS. 1	POS. 2
ON	ON
2-1	2-3



RECOMMENDED P.C.B. LAYOUT



NOTE:

1. ALL DIMENSIONS IN MM [INCH]
2. GENERAL TOLERANCE: X.X=±0.4
X.XX=±0.25
3. TERMINAL NUMBERS FOR REF ONLY
- ▲ 4. PLATING MATERIAL: GOLD PLATED
5. RATING: 0.4VA MAX @ 20V (AC OR DC)
6. MECHANICAL LIFE: 20,000 ACTUATIONS AT FULL LOAD.
7. CONTACT RESISTANCE: 50mΩ MAX. INITIAL
8. INSULATION RESISTANCE: 1,000 MΩ MIN.
9. DIELECTRIC STRENGTH: 1,000 V RMS @SEA LEVEL.
10. OPERATING TEMP.: -40°C to 80°C
11. ▲ DENOTES CRITICAL PARAMETER.
12. 2002/95/EC (ROHS) COMPLIANT



TITLE 600SP1S2M3R

B	20409	REVISED AND REDRAWN	1/17/12	BGL
REV	PCR NO	DESCRIPTION	DATE	BY

THE INFORMATION CONTAINED IN THIS DOCUMENT IS PROPRIETARY TO E-SWITCH AND IS NOT TO BE COPIED OR TRANSFERRED

SCALE 2:1	DATE 1/17/2012	DR BGL	DWG T611008	REV B
-----------	----------------	--------	-------------	-------