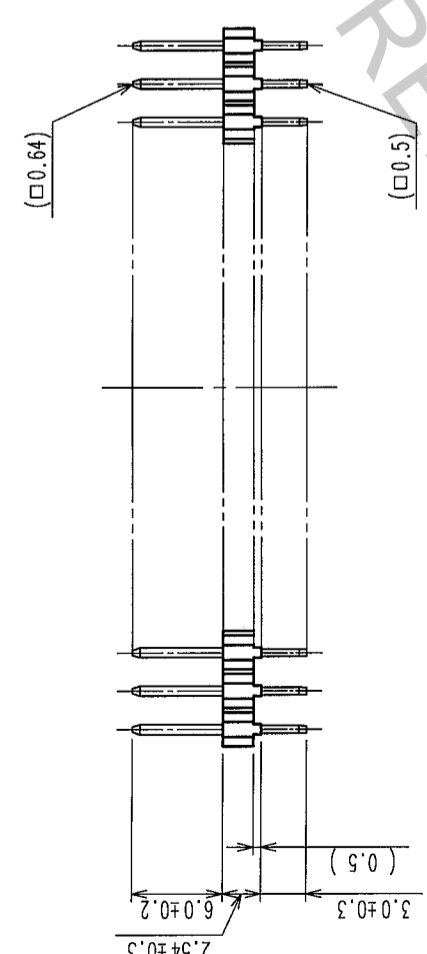
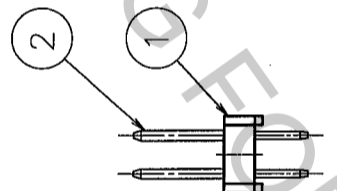
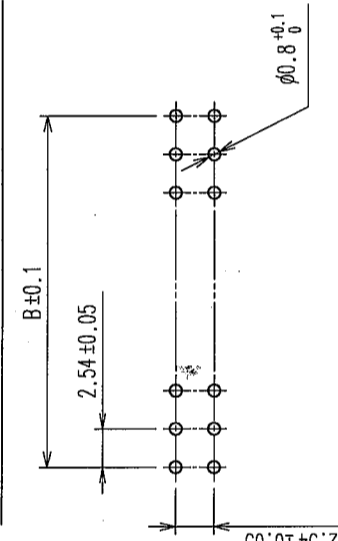
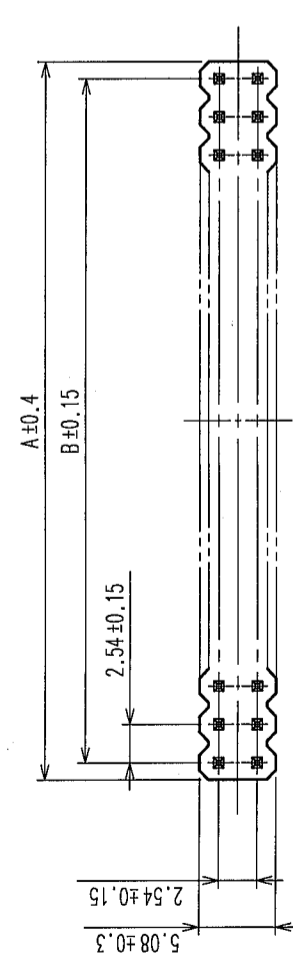


COUNT	DESCRIPTION OF REVISIONS	BY	CHKD	DATE	COUNT	DESCRIPTION OF REVISIONS	BY	CHKD	DATE
△					△				
△					△				
△					△				

RECOMMENDED PC BOARD HOLE PATTERN



PART No.	CODE No.	A	B
A1-4PA-2.54DSA(71)	CL619-0036-1-71	4.78	2.54
A1-6PA-2.54DSA(71)	CL619-0021-4-71	7.32	5.08
A1-8PA-2.54DSA(71)	CL619-0037-4-71	9.86	7.62
A1-10PA-2.54DSA(71)	CL619-0022-7-71	12.40	10.16
A1-12PA-2.54DSA(71)	CL619-0023-0-71	14.94	12.70
A1-14PA-2.54DSA(71)	CL619-0024-2-71	17.48	15.24
A1-16PA-2.54DSA(71)	CL619-0025-5-71	20.02	17.78
A1-18PA-2.54DSA(71)	CL619-0026-8-71	22.56	20.32
A1-20PA-2.54DSA(71)	CL619-0027-0-71	25.10	22.86
A1-24PA-2.54DSA(71)	CL619-0028-3-71	30.18	27.94
A1-26PA-2.54DSA(71)	CL619-0029-6-71	32.72	30.48
A1-30PA-2.54DSA(71)	CL619-0030-5-71	37.80	35.56
A1-34PA-2.54DSA(71)	CL619-0031-8-71	42.88	40.64
A1-40PA-2.54DSA(71)	CL619-0032-0-71	50.50	48.26
A1-50PA-2.54DSA(71)	CL619-0033-3-71	63.20	60.96
A1-60PA-2.54DSA(71)	CL619-0034-6-71	75.90	73.66
A1-64PA-2.54DSA(71)	CL619-0035-9-71	80.98	78.74

NOTES 1. THE DIMENSIONS IN PARENTHESES ARE FOR REFERENCE.
 2. NUMBER OF CONTACTS.

1	PBT	BLACK	UL94V-0	2	BRASS	CONTACT AREA : GOLD 0.2μm min DIP AREA : TIN-PLATING 2μm min UNDER PLATING : NICKEL 2.5μm min
NO.	MATERIAL	FINISH, REMARKS	NO.	MATERIAL	FINISH, REMARKS	
CODE NO. (OLD)	CL		DESIGNED	K. NAKAMURA	CHECKED	H. Ogasawara
			DRAWN	K. NAKAMURA	APPROVED	H. Ogasawara
					06.01.23	06.01.23
DRAWING NO.	EDC3-152791-21		PART NO.	A1-**-PA-2.54DSA(71)		
SCALE	FREE		CODE NO.	CL619		
UNITS	mm					

TO
PCK