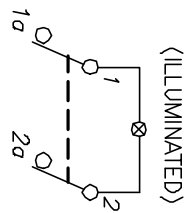


NEON BULB

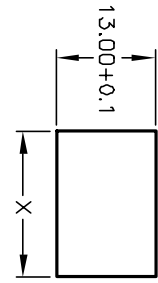
PARAMETERS	SYMBOL	MAX.	UNITS
LAMP VOLTAGE (AC)	V	125	V
STARTUP VOLTAGE	Vs	85	V
CURRENT	I	0.8	mA
SERIES RESISTANCE (125V)	R	68	OHMS

PANEL THICKNESS	X dimension
0.75-1.25 [0.30-.049]	19.2-01 [7.56]
1.25-2.0 [0.49-.079]	19.4-01 [7.64]
2.0-3.0 [0.79-.118]	19.8-01 [7.80]



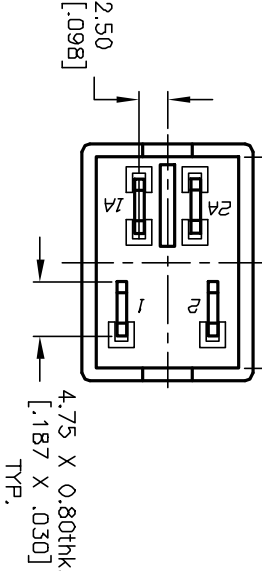
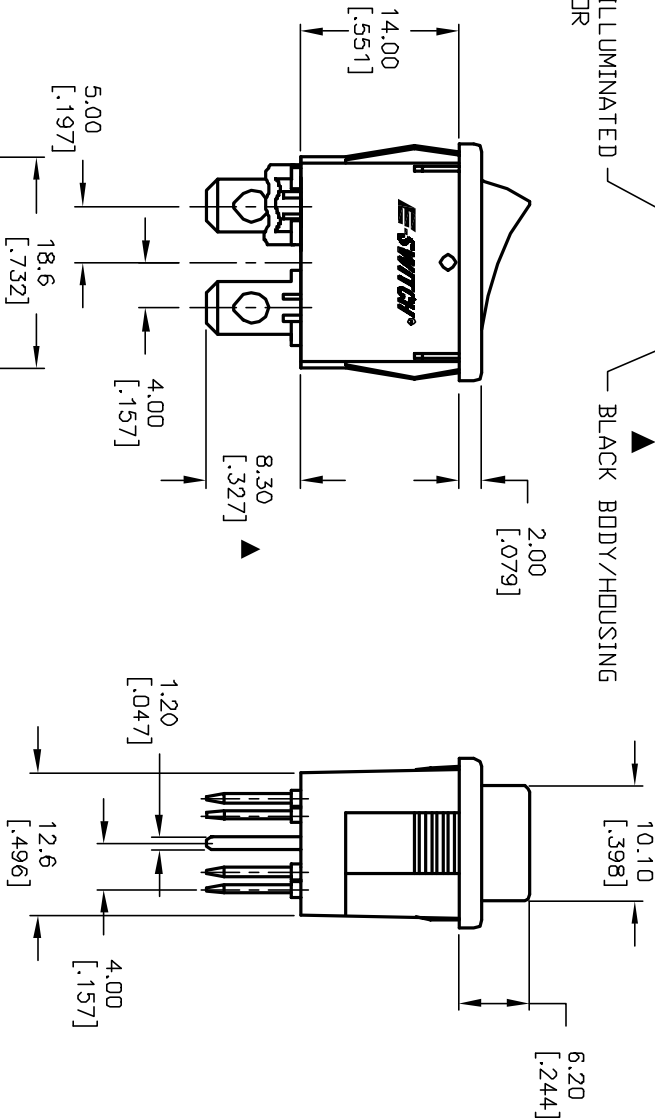
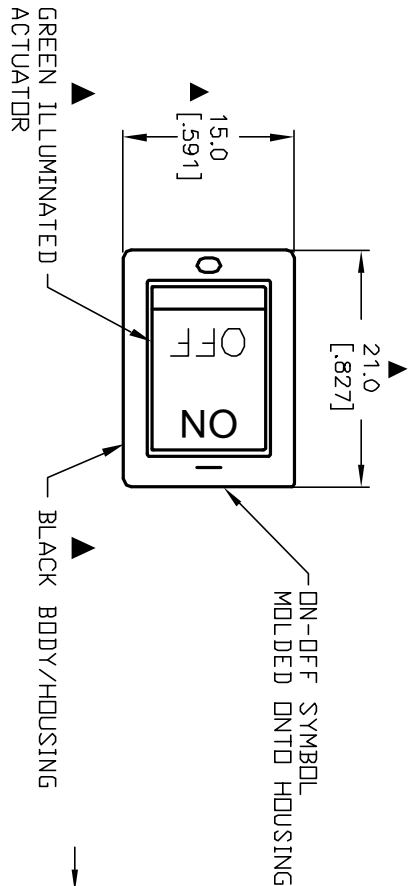
CIRCUIT: DPST

PANEL CUTOUT
NOT TO SCALE



NOTES:

1. ALL DIMENSIONS IN MM [INCH]
2. GENERAL TOLERANCE: X.X=±0.4
X.XX=±0.25
3. RATING:
6A @250VAC;9A @125VAC (UL, CSA)
4(1)A @250VAC (VDE)
4. LAMP VOLTAGE: 125V (NEON BULB)
5. MATERIAL:
CONTACT SURFACE: Coin Silver, Silver Plate
TERMINAL: Copper Alloy w/ Silver Plate.
6. CONTACT RESISTANCE: 20mILLOHMS TYP. INITIAL
7. INSULATION RESISTANCE: 1000MegOHMS
8. DIELECTRIC STRENGTH:
>1500V RMS min. @SEA LEVEL
>3000V RMS @SEA LEVEL
9. MECHANICAL LIFE: 50,000 CYCLES.
10. ELECTRICAL LIFE: 10,000 CYCLES.
11. ▲ DENOTES CRITICAL PARAMETER.



REV.	ECN No.	DESCRIPTION	DATE	CHKD
A	13183	RELEASED FOR PRODUCTION	6/4/03	AR

TITLE	SCALE	DATE	DR	DWG	REV
R1973BBLKILIF1	1.5:1	6/4/03	AR	M400072	A



THE INFORMATION CONTAINED IN THIS DOCUMENT IS PROPRIETARY TO E-SWITCH AND IS NOT TO BE COPIED OR TRANSFERRED