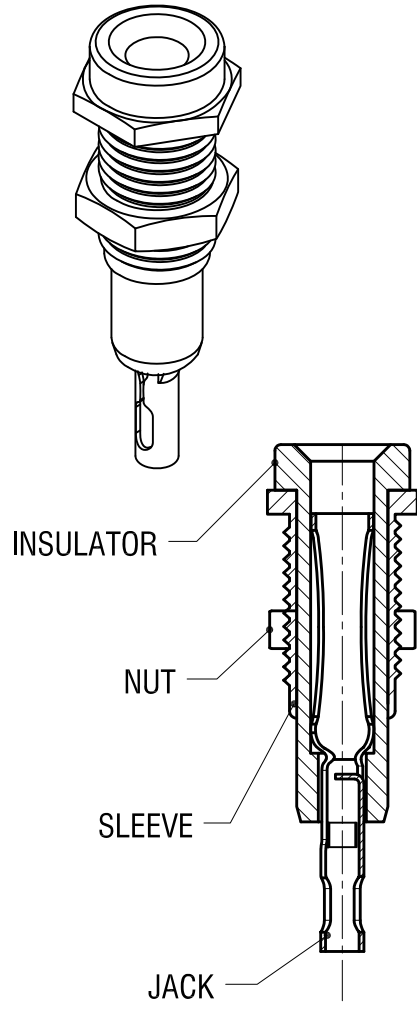
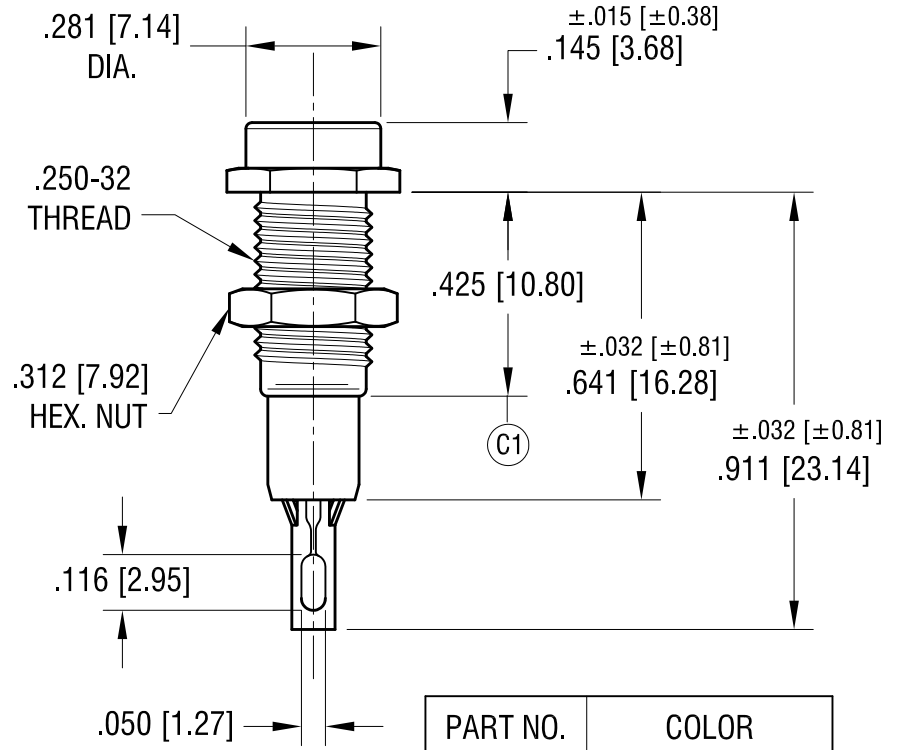
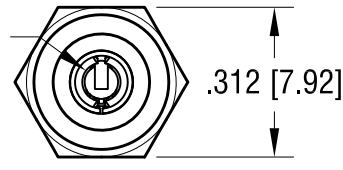


THIS DOCUMENT IS THE PROPERTY OF
KEYSTONE ELECTRONICS CORP. AND
SHALL NOT BE REPRODUCED, DISTRIBUTED
OR USED AS A BASIS FOR MANUFACTURE
WITHOUT PRIOR WRITTEN PERMISSION
FROM KEYSTONE ELECTRONICS CORP.



SPRING CONTACT TO
ACCEPT .080 [2.03]
DIA. PIN



RATINGS:

CURRENT: 10 AMPS
BREAKDOWN VOLTAGE: 5700 V RMS
CONTACT RESISTANCE: 0.010 OHMS MAX.
CONTACT-TO-PANEL C: 2 pF NOMINAL

NOTES:

1. CONTACT:
MAT'L - PHOSPHOR BRONZE
SILVER PLATE
BODY:
MAT'L - NYLON 6/6 PER ASTM D4066
2. SHELL, NUT: BRASS, NICKEL PLATE.
HARDWARE SUPPLIED
UNASSEMBLED.

PART NO.	COLOR
6024	WHITE
6025	RED
6026	BLACK
6027	GREEN
6028	YELLOW
6029	BLUE

DATE	DESCRIPTION	REV.
3.01.16	ECN 16-034, C1 WAS .395	C
9.26.11	CHANGE AS PER ECN 11-127	B
2.5.03	CHANGE AS PER ECN 03-012	A

KEYSTONE ELECTRONICS CORP.
www.keyelco.com • ASTORIA, N.Y. 11105-2017 • Tel (718) 956-8900

PART NAME: **INSULATED METAL-CLAD TIP JACK**

MATERIAL: **AS NOTED**

FINISH: **AS NOTED**

TOLERANCES INCH [MM]
DECIMAL ± .005 [± 0.13]
ANGULAR ± 1°
UNLESS OTHERWISE SPECIFIED

CODE: **C**

DRN BY: **BOONE** DATE: **12.7.82**
APP'D: **LN** SCALE: **2.5X**

DWG NO.: **6024-6029**