

Coupler connector - ST-17P1N8A9005S - 1624530

Please be informed that the data shown in this PDF Document is generated from our Online Catalog. Please find the complete data in the user's documentation. Our General Terms of Use for Downloads are valid (<http://phoenixcontact.com/download>)



Coupler connector, straight, SPEEDCON locking, M17, Number of positions: 17, Type of contact: Male connector, Crimp connection, shielded: yes, Cable diameter: 10 mm...12.5 mm

Product Features

- Consistent EMC protection for reliable connection solutions in the industrial environment
- Crimping connection: vibration- and temperature-resistant assembly
- Flexible use: reliably connect various cable diameters



Key Commercial Data

Packing unit	1 pc
Custom tariff number	85366990
Country of origin	Germany

Technical data

General

Note	Order information: Order crimp contacts Ø 0.6 mm separately
Type of locking	SPEEDCON locking
Direction of rotation of contact chamber numbering	Standard
Coding	N
Contact connection method	Crimp connection
Type of contacts	Male connector
Number of positions	17
Contact diameter of power contacts	0.6 mm
Nominal current per power contact at 25°C	3.6 A
Conductor entry	10 mm ... 12.5 mm
Pg housing screw connection	none

Ambient conditions

Coupler connector - ST-17P1N8A9005S - 1624530

Technical data

Ambient conditions

Ambient temperature	-40 °C ... 125 °C
Degree of protection	IP67

Specifications according to DIN EN 61984:2001

Installation height max.	3000 m
Nominal / operating voltage of power contacts	60 V
Rated surge voltage of power contacts	1.5 kV
Overvoltage category of power contacts	II
Degree of pollution of power contacts	3
Rated surge voltage of signal contacts	60 V
Overvoltage category of signal contacts	II
Degree of pollution of signal contacts	3

Classifications

eCl@ss

eCl@ss 4.0	272607xx
eCl@ss 4.1	27260701
eCl@ss 5.0	27260701
eCl@ss 5.1	27260701
eCl@ss 6.0	27260708
eCl@ss 7.0	27440312
eCl@ss 8.0	27440102

ETIM

ETIM 3.0	EC001121
ETIM 4.0	EC001121
ETIM 5.0	EC002641

UNSPSC

UNSPSC 6.01	43172015
UNSPSC 7.0901	43201404
UNSPSC 11	43172015
UNSPSC 12.01	43201404
UNSPSC 13.2	43201404

Approvals

Approvals

Coupler connector - ST-17P1N8A9005S - 1624530

Approvals


Approvals


UL Recognized / cUL Recognized / EAC / cULus Recognized

Ex Approvals


Approvals submitted

Approval details

UL Recognized 	
mm ² /AWG/kcmil	0.14-0.6
Nominal current I _N	1 A
Nominal voltage U _N	60 V

cUL Recognized 	
mm ² /AWG/kcmil	0.14-0.6
Nominal current I _N	1 A
Nominal voltage U _N	60 V

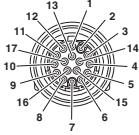
EAC

cULus Recognized 
--

Drawings

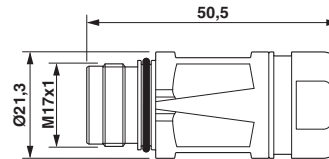
Coupler connector - ST-17P1N8A9005S - 1624530

Schematic diagram

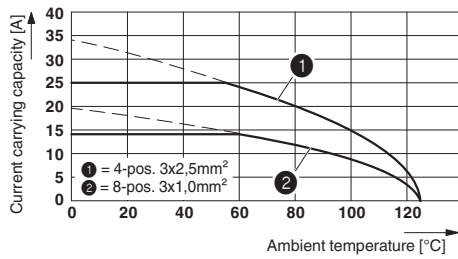


Connector pin assignment

Dimensional drawing



Diagram



Diagram

