



EVERLIGHT ELECTRONICS CO.,LTD.

DATA SHEET

PART NO. : 333-2SUGC/S400-A5

DATE : 2005/8/8

DEPARTMENT : CHR&D1

REVISION : 2

RECEIVED			
<input checked="" type="checkbox"/> MASS PRODUCTION			
<input type="checkbox"/> PRELIMINARY			
<input type="checkbox"/> CUSTOMER DESIGN			
DEVICE NUMBER :		CDLE-033-1147	
PAGE :		6	
CUSTOMER	DESIGNER	CHECKER	APPROVER

REV.	DESCRIPTION	RELEASE DATE

OFFICE: 7C BUILDING, LIAN HUA PORT INDUSTRIAL DISTRICT, LIAN HUA SHAN

BONDED PRICCESSING ZONE PAN YU, GUANG ZHU, CHINA

TEL. : (020)84860913,84860914

FAX : (020)84860600

[http : //www.everlight.com](http://www.everlight.com)



Technical Data Sheet

5.0mm Round Type LED Lamps

333-2SUGC/S400-A5



■ Features :

- Choice of various viewing angles
- Available on tape and reel.
- Reliable and robust
- Pb free
- The product itself will remain within RoHS compliant version.

■ Descriptions :

- The series is specially designed for applications requiring higher brightness
- The led lamps are available with different colors, intensities.

■ Applications :

- TV set
- Monitor
- Telephone
- Computer

PART NO.	Material	Emitted Color	Lens Color
333-2SUGC/S400-A5	InGaN	Super Green	Water Clear

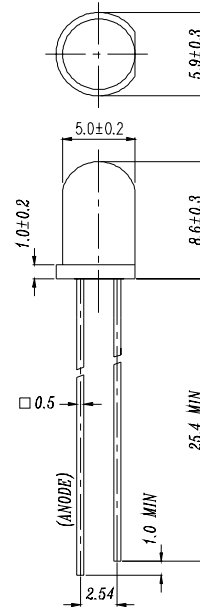


Technical Data Sheet

5.0mm Round Type LED Lamps

333-2SUGC/S400-A5

Package Dimensions



- Notes:**
1. All dimensions are in millimetres
 2. The height of flange must be less than 1.5mm(0.059").
 3. Without special declared,the tolerance is ± 0.25 mm.

Absolute Maximum Ratings at $T_a = 25^\circ\text{C}$

Parameter	Symbol	Rating	Unit
Forward Current	I_F	25	mA
Operating Temperature	T_{opr}	-40 to +85	$^\circ\text{C}$
Storage Temperature	T_{stg}	-40 to +100	$^\circ\text{C}$
Soldering Temperature	T_{sol}	260 ± 5	$^\circ\text{C}$
Electrostatic Discharge	ESD	150	V
Power Dissipation	P_d	110	mW
Reverse Voltage	V_R	5	V

Note: *1:Soldering time ≤ 5 seconds.



Technical Data Sheet
5.0mm Round Type LED Lamps

333-2SUGC/S400-A5

Electro-Optical Characteristics (Ta=25°C)

Parameter	Symbol	Condition	Min.	Typ.	Max.	Unit
Forward Voltage	VF	$I_F = 20 \text{ mA}$	/	3.4	4.0	V
Reverse Current	IR	$V_R = 5 \text{ V}$	/	/	50	μA
Luminous Intensity	Iv	$I_F = 20 \text{ mA}$	8000	12500	/	mcd
Viewing Angle	$2\theta_{1/2}$	$I_F = 20 \text{ mA}$	/	10	/	deg
Peak Wavelength	λ_p	$I_F = 20 \text{ mA}$	/	525	/	nm
Dominant Wavelength	λ_d	$I_F = 20 \text{ mA}$	/	530	/	nm
Spectrum Radiation Bandwidth	$\Delta\lambda$	$I_F = 20 \text{ mA}$	/	35	/	nm



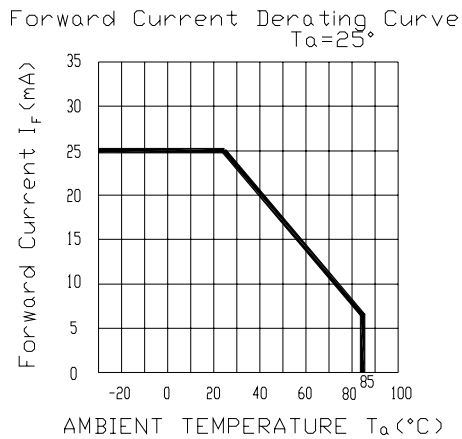
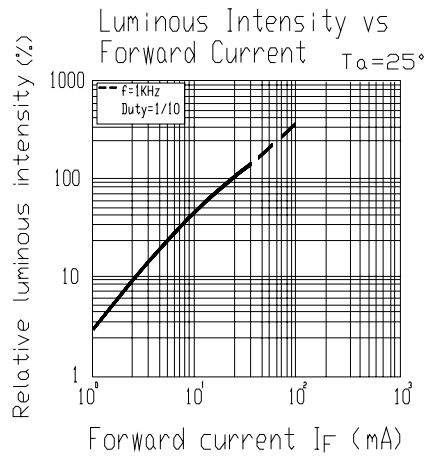
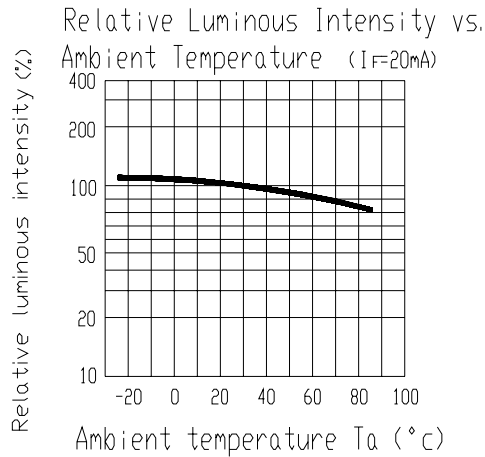
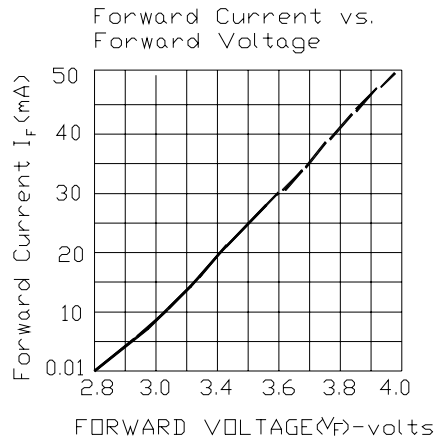
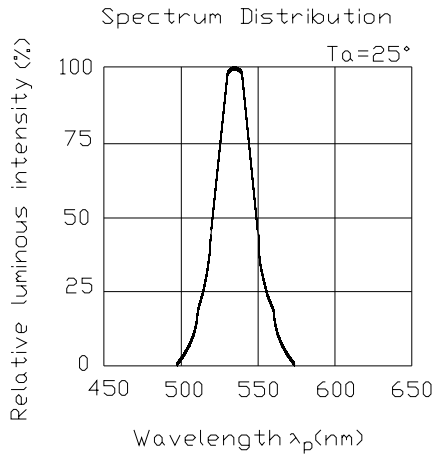
Technical Data Sheet

5.0mm Round Type LED Lamps

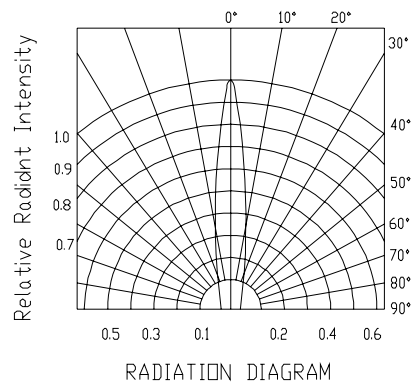
333-2SUGC/S400-A5

Typical Electro-Optical Characteristic Curves:

SUG



Radiation Diagram $T_a=25^\circ C$





Technical Data Sheet

3.0mm Very Wide Angle Type LED Lamps

333-2SUGC/S400-A5

■ Reliability test items and conditions:

The reliability of products shall be satisfied with items listed below.

Confidence level : 97%

LTPD : 3%

NO	Item	Test Conditions	Test Hours/Cycle	Sample Size	Failure Judgment Criteria	Ac/Re
1	Solder Heat	TEMP : 260°C ± 5 °C	10 SEC	76 PCS	Iv ≤ Ivt*0.5 or Vf ≥ U or Vf ≤ L	0/1
2	Temperature Cycle	H : +100°C 15min § 5 min L : -40°C 15min	300 CYCLES	76 PCS		0/1
3	Thermal Shock	H : +100°C 5min § 10 sec L : -10°C 5min	300 CYCLES	76 PCS		0/1
4	High Temperature Storage	TEMP : 100°C	1000 HRS	76 PCS		0/1
5	Low Temperature Storage	TEMP : -40°C	1000 HRS	76 PCS		0/1
6	DC Operating Life	TEMP : 25°C IF = 20mA	1000 HRS	76 PCS		0/1
7	High Temperature / High Humidity	85°C / 85% RH	1000 HRS	76 PCS		0/1

Note : Ivt : To test Iv value of the chip before the reliability test

Iv : The test value of the chip that has completed the reliability test

U : Upper Specification Limit

L : Lower Specification Limit



Technical Data Sheet

5.0mm Round Type LED Lamps

333-2SUGC/S400-A5

Packing Quantity Specification

1.500PCS/1Bag , 4Bags/1Box

2.10Boxes/1Carton

Label Form Specification



CPN: Customer's Production Number

QTY: Packing Quantity

CAT: Ranks

HUE: Peak Wavelength

REF: Reference

LOT No: Lot Number

MADE IN TAIWAN: Production Place

Notes

1. Above specification may be changed without notice. EVERLIGHT will reserve authority on material change for above specification.
2. When using this product, please observe the absolute maximum ratings and the instructions for using outlined in these specification sheets. EVERLIGHT assumes no responsibility for any damage resulting from use of the product which does not comply with the absolute maximum ratings and the instructions included in these specification sheets.
3. These specification sheets include materials protected under copyright of EVERLIGHT corporation. Please don't reproduce or cause anyone to reproduce them without EVERLIGHT's consent.

EVERLIGHT ELECTRONICS CO., LTD. *Tel: 886-2-2267-2000, 2267-9936*
Office: No 25, Lane 76, Sec 3, Chung Yang Rd, *Fax: 886-2267-6244, 2267-6189, 2267-6306*
Tucheng, Taipei 236, Taiwan, R.O.C *http://www.everlight.com*