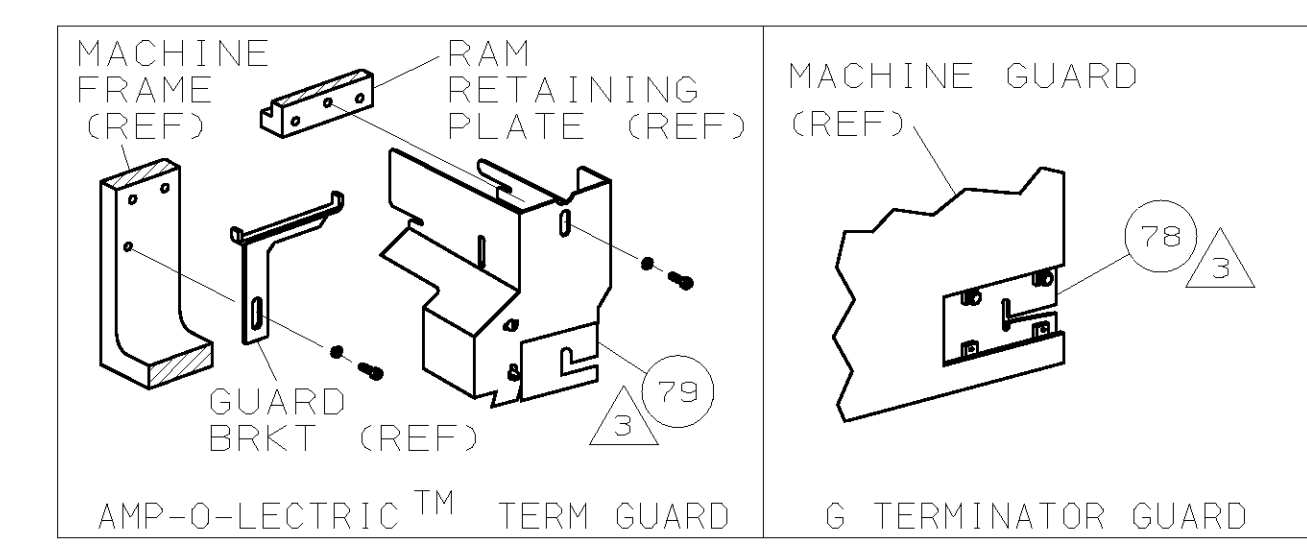
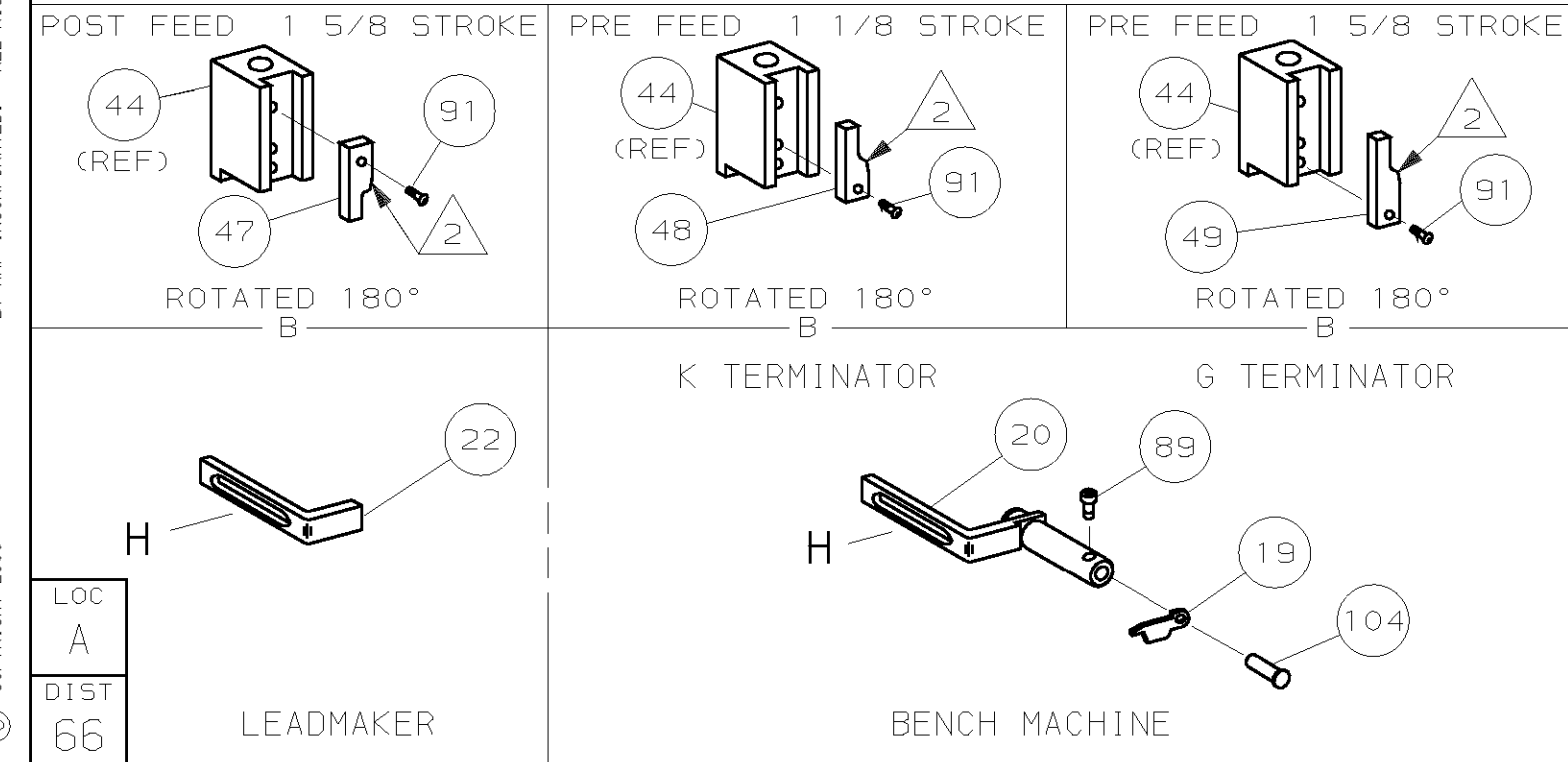
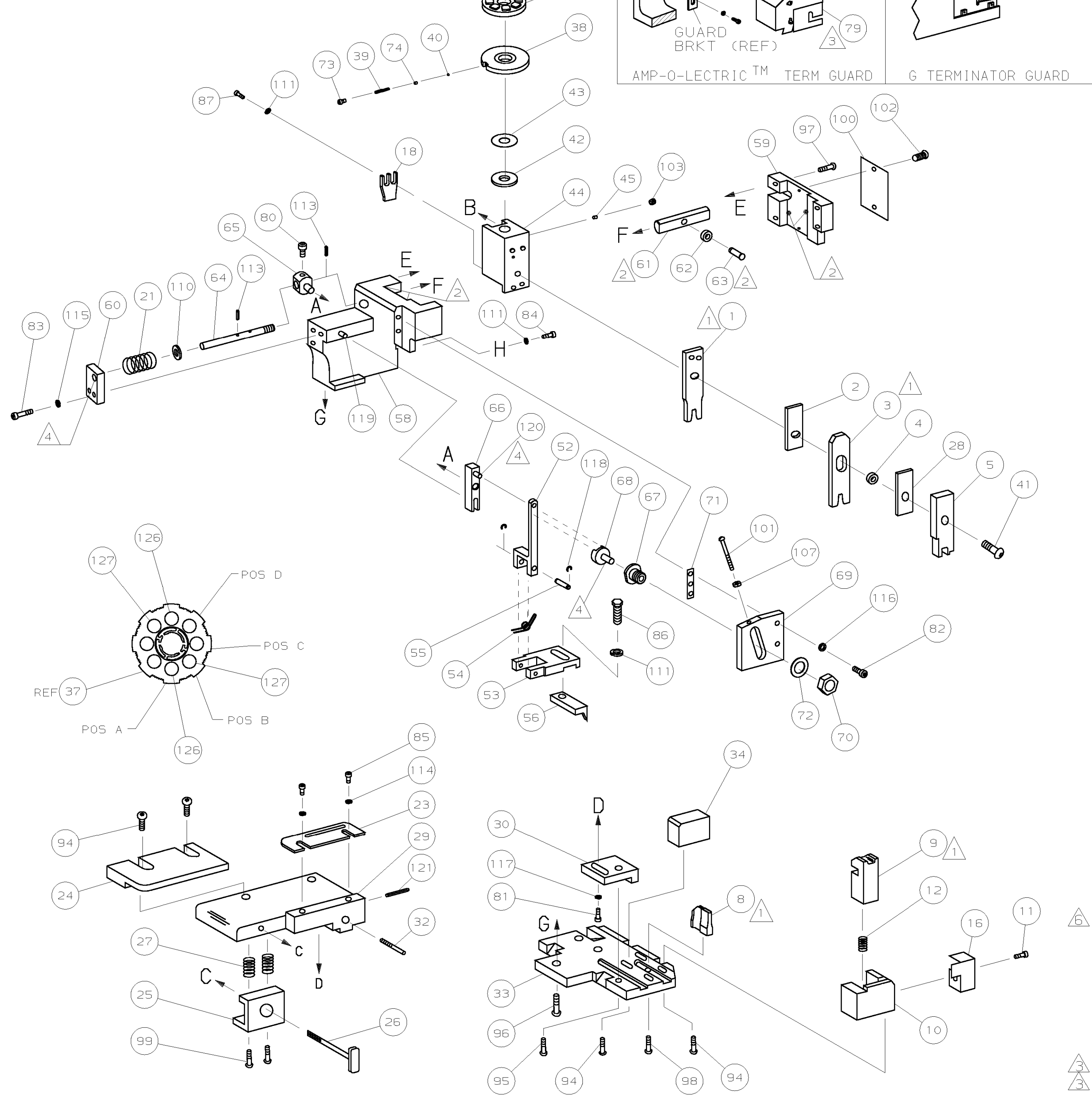


PART NUMBER	REV	FIRST USED
1385213-1	A	122500-1
1385213-2	A	565435-5
1385213-3	A	354500-1



AMP PN		MFR PN	JAE TERMINAL		JAE CRIMP SPECS
286910-1		A-M02504K921	PAD LTR	CRIMP HEIGHT	WIRE SIZE
			A	.043 ±.002 [1.09 ±0.05mm]	0.5mm ²
			B	NOT	USED
			C	NOT	USED
			D	NOT	USED
WIRE STRIP LENGTH		TERM APPL SPEC	FEED	APPL INSTRUCTION	SET UP GAGE
.141-.172		NONE	.530	408-8040	458637-1
LAYOUT		L2471			

LEADMAKER				MECH POST FEED	
-1	BENCH MODEL	K		MECH PRE FEED	
-2	BENCH MODEL	G		MECH PRE FEED	
-3	BENCH MODEL	G		MECH PRE FEED	
REF	REF	REF	-	B	22594-8
REF	REF	REF	-	B	240628-1
REF	REF	REF	-	B	240626-1
REF	REF	REF	-	B	240633-1
REF	REF	REF	-	A	455680-1
REF	REF	REF	-	B	240629-1
REF	REF	REF	-	A	240632-2
REF	REF	REF	-	B	240659-3
REF	REF	REF	-	B	240658-1
REF	REF	REF	-	B	454398-2
REF	REF	REF	-	A	454178-1
REF	REF	REF	-	C	454220-1
REF	REF	REF	-	D	454485-1
1	1	1	-	B	690542-2
REF	REF	REF	-	B	240624-1
REF	REF	REF	-	B	691499-1
REF	REF	REF	-	B	690541-1
REF	REF	REF	-	A	455679-1
1	-	-	-	B	690602-6
-	1	-	-	B	690602-5
-	-	1	-	B	690501-4
1	1	1	-	B	459456-1
1	1	1	-	A	690191-1
1	1	1	-	C	455673-3
1	1	1	-	A	690125-1
1	1	1	-	A	690124-1
1	1	1	-	A	7-21002-9
1	1	1	-	A	23241-6
1	1	1	-	A	690170-1
1	1	1	-	C	690142-1
1	1	1	-	D	354777-1
1	1	1	-	A	22480-5
1	1	1	-	B	690212-1
1	1	1	-	C	1-690786-3
REF	REF	REF	-	D	455675-1
1	1	1	-	A	690432-3
REF	REF	REF	-	B	455689-1
1	1	1	-	C	455671-1
1	1	1	-	C	1-455888-9
2	2	2	-	A	1-22284-0
1	1	1	-	B	690546-1
1	1	1	-	B	240792-1
1	1	1	-	D	6-690504-8
1	1	1	-	A	690438-1
-	-	1	-	B	690472-2
REF	REF	REF	-	A	4-22284-9
1	1	1	-	A	679218-1
1	1	1	-	B	458949-1
1	1	1	-	C	460801-9
1	1	1	-	B	318563-1
1	1	1	-	C	1-455889-4
1	1	1	-	B	2-238011-2
1	1	1	-	C	5-456134-4
1	1	1	-	C	455888-7
1	1	1	-	C	5-568176-1
-3	-2	-1	U/M	DWG SIZE	PART NO
-3	-2	-1	U/M	DWG SIZE	PART NO
REVISION OF EACH ASSY NO (WHEN BLANK, USE DWG REVISION)					ITEM NO
QTY RECD PER ASSY					DESCRIPTION



- ① RECOMMENDED SPARE PARTS.
- ② GREASE LIGHTLY.
- ③ GUARD MUST BE IN PLACE WHEN OPERATING APPLICATOR IN A BENCH MACHINE.
- ④ LUBRICATE DAILY USING NO. 20 MACHINE OIL.
- ⑤ ITEMS WITH QTY OF REF SPECIFIED (EXCEPT ITEMS 78 AND 79) ARE USED ON ITEM 46.
- ⑥ CUT TO LENGTH AT ASSY

QTY	REF	REF	REF	U/M	DWG SIZE	PART NO	DESCRIPTION	ITEM NO
129								129
128								128
127								127
2	2	2	-	C		4-354779-0	PIN, WIRE DISC (.3190)A	126
1	1	1	-	A		986950-1	WASHER, FLAT PRECISION	125
1	1	1	-	A		217238-1	GENERAL INSTRUCTION PACKAGE	124
1	1	1	-	-		4088040	SF APPL INST 408-8040	123
1	1	1	-	A		4-21028-0	PIN,SLT SPR(ø.093x.75)ST GDE PL	122
REF	REF	REF	-	A		1-21030-1	PIN,DOWEL (ø.187x.50)LEVER	120
REF	REF	REF	-	A		1-21030-6	PIN,DOWEL (ø.187x1.25)HOUSING	119
REF	REF	REF	-	A		21045-3	RING,RET "C"(ø.187)FD FING PIN	118
1	1	1	-	A		21024-5	WASHER, LOCK (#10)ADJ BLOCK	117
REF	REF	REF	-	A		21024-5	WASHER,LOCK (#10)ADJ PLATE	116
REF	REF	REF	-	A		21024-5	WASHER,LOCK (#10)FEED GDE ROD	115
2	2	2	-	A		21024-2	WASHER,LOCK (#4)FRONT STP GUIDE	114
REF	REF	REF	-	A		5-21028-1	PIN,SLT SPR(ø.125x.50)ADJ ROD	113
								112
4	4	4	-	A		21024-4	WASHER,LOCK (#8)STRIPPER	111
REF	REF	REF	-	A		21899-4	WASHER, FLAT (ø5/16)SCREW ADJ	110
								109
REF	REF	REF	-	A		21068-5	NUT, HEX (6-32)FEED ADJ	107
								106
								105
1	1	-	-	A		992031-1	PIN, CLEVIS	104
1	1	1	-	A		21009-2	SCR,SKT SET(1/4-20x.25 LW)RAM	103
2	2	2	-	A		21017-2	SCR,DRIVE (#2x.19)ID PLATE	102
REF	REF	REF	-	A		6-23715-5	SCR,PAN HD (6-32x1.50)FEED ADJ	101
1	1	1	-	B		461264-1	PLATE, IDENTIFICATION	100
2	2	2	-	A		3-21002-0	SCR,BHC (10-32x.88)DRAG	99
1	1	1	-	A		22733-8	SCR,BHC (8-32x.38 LW)ANVIL	98
REF	REF	REF	-	A		2-21002-9	SCR,BHC (10-32x.75)CAP	97
REF	REF	REF	-	A		2-22733-8	SCR,BHC (1/4-20x.62)HOUSING	96
REF	REF	REF	-	A		2-21002-7	SCR,BHC (10-32x.50)5G ADJ BLOCK	95
6	6	6	-	A		2-21002-2	SCR,BHC (8-32x.50)TERM H DWN	94
								93
								92
1	1	1	-	A		1-21002-7	SCR,BHC (6-32x.38)CAM	91
								90
1	1	-	-	A		7-21000-9	SCR,SHC (4-40x.19)STRIPPER	89
								88
2	2	2	-	A		2-21000-5	SCR,SHC (8-32x.25)DEP-HOLD	87
1	1	1	-	A		2-22603-0	SCR,HEX HD(8-32x.31)FEED FINGER	86
2	2	2	-	A		1-21000-3	SCR,SHC (4-40x.25)F ST GUIDE	85
1	1	1	-	A		2-21000-7	SCR,SHC (8-32x.50)STRIPPER	84
REF	REF	REF	-	A		3-21000-7	SCR,SHC (10-32x.75)FEED ROD GD	83
REF	REF	REF	-	A		3-21000-6	SCR,SHC (10-32x.62)FD ADJ BLK	82
1	1	1	-	A		3-21000-4	SCR,SHC (10-32x.38)5G ADJ BL	81
REF	REF	REF	-	A		3-21000-4	SCR,SHC (10-32x.38)PIVOT BLK	80
-	REF	-	-	B		455749-1	GUARD, WINDOW	79
REF	-	-	-	B		679532-1	INSERT, GUARD	78
								77
								76
								75
1	1	1	-	A		690603-1	SPRING, ASSIST	74
1	1	1	-	A		23030-1	SCR,SHC (6-32x.25 SL)INS DISC	73
REF	REF	REF	-	A		458109-1	WASHER, SPECIAL	72
REF	REF	REF	-	A		690517-1	SPACER	71
-3	-2	-1	U/M	DWG SIZE	PART NO	DESCRIPTION	ITEM NO	

DIMENSIONS IN INCHES. DO NOT SCALE PRINT.			MATERIAL		FINISH	
TOLERANCES UNLESS OTHERWISE SPECIFIED: 2 PLC DEC ± 3 PLC DEC ± 4 PLC DEC ± ANGLES ± SURF TEXTURE:			DR	HT TR	FIN	
REMOVED BURRS, BREAK SHARP EDGES R.015 MAX			A. ANDERSON	APP	T. ELBIN	
NAME: SIDE FEED HDM APPLICATOR			MACHINE REF		APPL	
SCALE: D			DWG NO: 1385213		SHEET 1 OF A	
CASE CODE: 00779			CUSTOMER AND ASSEMBLY DRAWING			RESTRICTED TO

THIS DRAWING IS A CONTROLLED DOCUMENT.

THIS DRAWING IS UNRELEASED. RELEASE FOR PUBLICATION BY AMP INCORPORATED. ALL RIGHTS RESERVED.