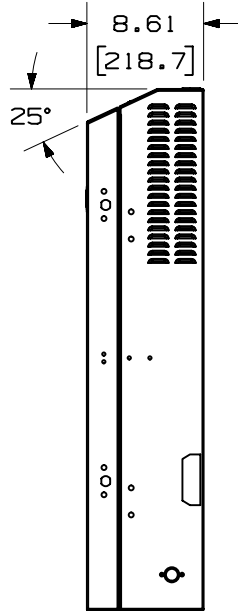

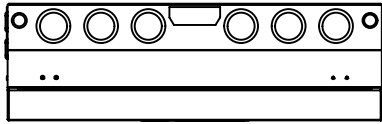


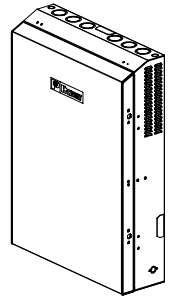
THIS COPY IS PROVIDED ON A RESTRICTED BASIS AND IS NOT TO BE USED IN ANY WAY DETRIMENTAL TO THE INTERESTS OF PANDUIT CORP.



PANDUIT P/N	WEIGHT
PZAEWM3	63.2 LB/EACH PC (28.7 Kg/EACH PC)

**NOTES:**

- SEE CATALOG FOR COMPLETE LIST OF PARTS APPLICABLE FOR USE WITH THIS PART.
- DIMENSIONS IN PARENTHESES ARE IN METRIC.
- PART INCLUDES:
  - 1- ENCLOSURE BASE
  - 1- ENCLOSURE DOOR
  - 36"- EDGE GROMMET
  - 10- TAK-TY'S™
  - 4- BEND RADIUS CLIP
  - 1- GROUNDING STRAP
  - 1- GROUNDING HARDWARE
  - 2- PORT ID LABEL
  - 1- DOOR LATCH AND HARDWARE
  - 2- SET OF HINGES AND HARDWARE
  - 1- WALL TEMPLATE



MODEL FILENAME	MO1247AO_PZAEWM3_03.PRT	SIZE	A
DRAWING FILENAME	MO1247AO_DC_03A.PRT		

**PANZONE™ ACTIVE WALL MOUNT ENCLOSURE CUSTOMER DRAWING**

<p><b>PANDUIT</b>™ CORP. TINLEY PARK, ILL 60477</p>	I.I. NUMBER	N/A
	PRODUCT SPEC	N/A
<p>THIRD ANGLE PROJECTION</p>	WORK INSTRUCTION	N/A
	SCALE	NONE
DRAWN BY JsP	MATERIAL:	PART NO. PZAEWM3
DATE 10-2-03	16 GAGE C.R.S.	DRAWING NO. 01247-41
CHK'D		SHEET 1 OF 2

REV	DATE	BY	CHK	DESCRIPTION	ECN	R	CUST	SUP	OTH
R	10-2-03	JsP		RELEASED TO PRODUCTION	01247-41				

THIS COPY IS PROVIDED ON A RESTRICTED BASIS AND IS NOT TO BE USED IN ANY WAY DETRIMENTAL TO THE INTERESTS OF PANDUIT CORP.

KNOCKOUT FOR T70 RACEWAY (4 PLCS.)

KNOCKOUT FOR 1/2" OR 3/4" CONDUIT. (4 PLCS.)

LOUVERED VENTS

KNOCKOUT FOR 1-3/4" OR 2" CONDUIT. (10 PLCS.)

16.00 [406.4]

24.00 [609.6]

PATCH PANEL BRACKET ROTATES 90° TO ALLOW ACCESS TO REAR OF PATCH PANELS.

3 RACK UNITS FOR PATCH PANELS.

PATCH PANEL BRACKET SHOWN IN THE DOWN POSITION.

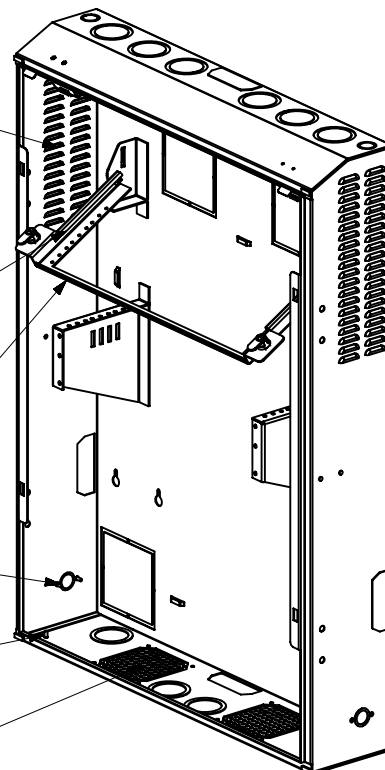
25.50 [647.7]

3 RACK UNITS FOR ACTIVE EQUIPMENT.

SPACE AVAILABLE FOR A DOUBLE GANG ELECTRICAL BOX. (2 PLCS)

GROUNDING STUDS LOCATED ON BOTH THE DOOR AND ENCLOSURE BASE.

VENTING FOR A 4.68" FAN. (2 PLCS)



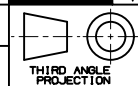
VIEW SHOWN WITH DOOR REMOVED.

MODEL FILENAME	M01247A0_PZAEWM3_03.PRT	SIZE	A
DRAWING FILENAME	M01247A0_DC_03A.PRT		

PANZONE ACTIVE WALL MOUNT ENCLOSURE CUSTOMER DRAWING



I.I. NUMBER	N/A
PRODUCT SPEC	N/A
WORK INSTRUCTION	N/A
SCALE	NONE
PART NO.	PZAEWM3
DRAWING NO.	01247-41 SHEET 2 OF 2



ALL DIMENSIONS ARE GIVEN IN INCHES, UNLESS OTHERWISE SPECIFIED.  
DIMENSIONAL TOLERANCES ARE:  
(.X) ± (.XXX) ± .010(1.3)  
(.XX) ± .03(1.8) ANGLES ±

DRAWN BY	JsP
DATE	10-2-03
CHK'D	

MATERIAL:  
16 GAGE C.R.S.

REV	DATE	BY	CHK	DESCRIPTION	ECN	R	CUST	SUP	OTH
R	10-2-03	JsP		RELEASED TO PRODUCTION	01247-41				