

Printed-circuit board connector - FKICS 2,5/ 2-STD-5,08-RN - 1808721

Please be informed that the data shown in this PDF Document is generated from our Online Catalog. Please find the complete data in the user's documentation. Our General Terms of Use for Downloads are valid (<http://download.phoenixcontact.com>)

Plug component, Nominal current: 12 A, Rated voltage (III/2): 320 V, Number of positions: 2, Pitch: 5.08 mm, Connection method: Spring-cage conn., Color: green, Contact surface: Tin



Key commercial data

| | |
|------------------------|---|
| Packing unit | 0 |
| Minimum order quantity | 1 |
| GTIN |  4 046356 701518 |
| Custom tariff number | 85366990 |
| Country of origin | GERMANY |

Technical data

Dimensions / positions

| | |
|---------------------|---------|
| Length | 26.5 mm |
| Height | 15 mm |
| Pitch | 5.08 mm |
| Dimension a | 5.08 mm |
| Number of positions | 2 |

Technical data

| | |
|----------------------------------|----------------------|
| Range of articles | FKICS 2,5/...-STD-RN |
| Insulating material group | I |
| Rated surge voltage (III/3) | 4 kV |
| Rated surge voltage (III/2) | 4 kV |
| Rated surge voltage (II/2) | 4 kV |
| Rated voltage (III/2) | 320 V |
| Rated voltage (II/2) | 630 V |
| Connection in acc. with standard | EN-VDE |
| Nominal current I_N | 12 A |
| Nominal voltage U_N | 320 V |

Printed-circuit board connector - FKICS 2,5/ 2-STD-5,08-RN - 1808721

Technical data

Technical data

| | |
|---|---------------------|
| Nominal cross section | 2.5 mm ² |
| Maximum load current | 12 A |
| Insulating material | PA |
| Inflammability class according to UL 94 | V0 |
| Internal cylindrical gage | A2 |
| Stripping length | 10 mm |
| Nominal voltage, UL/CUL Use Group B | 300 V |
| Nominal current, UL/CUL Use Group B | 10 A |
| Nominal voltage, UL/CUL Use Group D | 300 V |
| Nominal current, UL/CUL Use Group D | 10 A |

Connection data

| | |
|---|----------------------|
| Conductor cross section solid min. | 0.2 mm ² |
| Conductor cross section solid max. | 2.5 mm ² |
| Conductor cross section stranded min. | 0.2 mm ² |
| Conductor cross section stranded max. | 2.5 mm ² |
| Conductor cross section stranded, with ferrule without plastic sleeve min. | 0.25 mm ² |
| Conductor cross section stranded, with ferrule without plastic sleeve max. | 2.5 mm ² |
| Conductor cross section stranded, with ferrule with plastic sleeve min. | 0.25 mm ² |
| Conductor cross section stranded, with ferrule with plastic sleeve max. | 2.5 mm ² |
| Conductor cross section AWG/kcmil min. | 24 |
| Conductor cross section AWG/kcmil max | 12 |
| 2 conductors with same cross section, stranded, TWIN ferrules with plastic sleeve, min. | 0.5 mm ² |
| 2 conductors with same cross section, stranded, TWIN ferrules with plastic sleeve, max. | 1 mm ² |
| Minimum AWG according to UL/CUL | 26 |
| Maximum AWG according to UL/CUL | 12 |

Classifications

ETIM

| | |
|----------|----------|
| ETIM 3.0 | EC001121 |
| ETIM 4.0 | EC002638 |
| ETIM 5.0 | EC002638 |

UNSPSC

| | |
|--------------|----------|
| UNSPSC 11 | 39121409 |
| UNSPSC 12.01 | 39121409 |
| UNSPSC 13.2 | 39121409 |

Printed-circuit board connector - FKICS 2,5/ 2-STD-5,08-RN - 1808721

Classifications

UNSPSC

| | |
|---------------|----------|
| UNSPSC 6.01 | 30211810 |
| UNSPSC 7.0901 | 39121409 |

eCl@ss

| | |
|------------|----------|
| eCl@ss 4.0 | 272607xx |
| eCl@ss 4.1 | 27260701 |
| eCl@ss 5.0 | 27260701 |
| eCl@ss 5.1 | 27141190 |
| eCl@ss 6.0 | 27260704 |
| eCl@ss 7.0 | 27440402 |

Approvals

Approvals


Approvals


UL Recognized / cUL Recognized / cULus Recognized

Ex Approvals

Approvals submitted


Approval details

| | | |
|---|-------|-------|
| UL Recognized  | | |
| | B | D |
| mm ² /AWG/kcmil | 26-12 | 26-12 |
| Nominal current I _N | 10 A | 10 A |
| Nominal voltage U _N | 300 V | 300 V |

| | | |
|--|-------|-------|
| cUL Recognized  | | |
| | B | D |
| mm ² /AWG/kcmil | 26-12 | 26-12 |
| Nominal current I _N | 10 A | 10 A |
| Nominal voltage U _N | 300 V | 300 V |

Printed-circuit board connector - FKICS 2,5/ 2-STD-5,08-RN - 1808721

Approvals

cULus Recognized 

Accessories

Accessories

Assembly

Strain relief - STZ 4-FKC-5,08 - 1876877



Strain relief for snapping into the latching chambers of the plugs, 4-pos.

Strain relief - STZ 8-FKC-5,08 - 1876880

Strain relief for snapping into the latching chambers of the plug components, 8-pos.

Marking

Marker cards - SK 5,08/3,8:FORTL.ZAHLEN - 0804293



Marker cards, Card, white, labeled, Horizontal: Consecutive numbers 1 - 10, 11 - 20, etc. up to 91 - (99)100, Mounting type: Adhesive, For terminal block width: 5.08 mm

Plug/Adapter

Keying star - CR-MSTB - 1734401



Coding section, inserted into the recess in the header or the inverted plug, red insulating material

Printed-circuit board connector - FKICS 2,5/ 2-STD-5,08-RN - 1808721

Accessories

Reducing plug - RPS - 0201647



Reducing plug, Color: gray

Test plugs - MPS-MT - 0201744



Test plugs

Tools

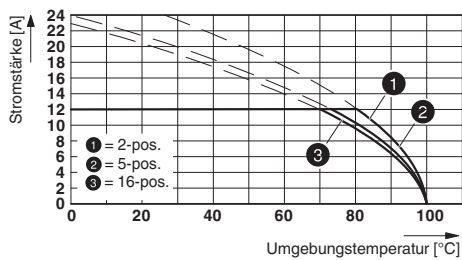
Screwdriver - SZS 0,6X3,5 - 1205053



Actuation tool, for ST terminal blocks, insulated, also suitable for use as a bladed screwdriver, size: 0.6 x 3.5 x 100 mm, 2-component grip, with non-slip grip

Drawings

Diagram



Type: FKIC 2,5/...-ST-5,08-RF with FKICS 2,5/...-STD-5,08-RN

Printed-circuit board connector - FKICS 2,5/ 2-STD-5,08- RN - 1808721

Dimensioned drawing

