LOADING PATTERN MATING SIDE

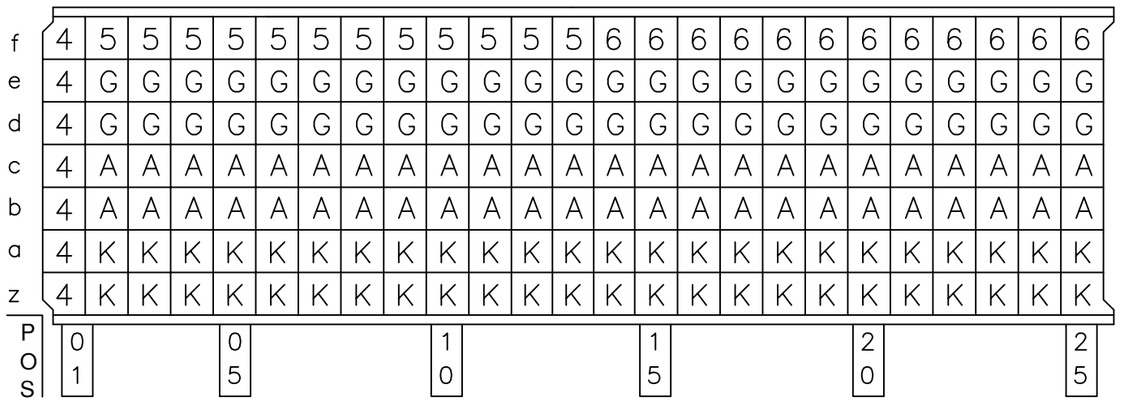

LOADED CONNECTOR ASSEMBLY
(FOR EXAMPLE)

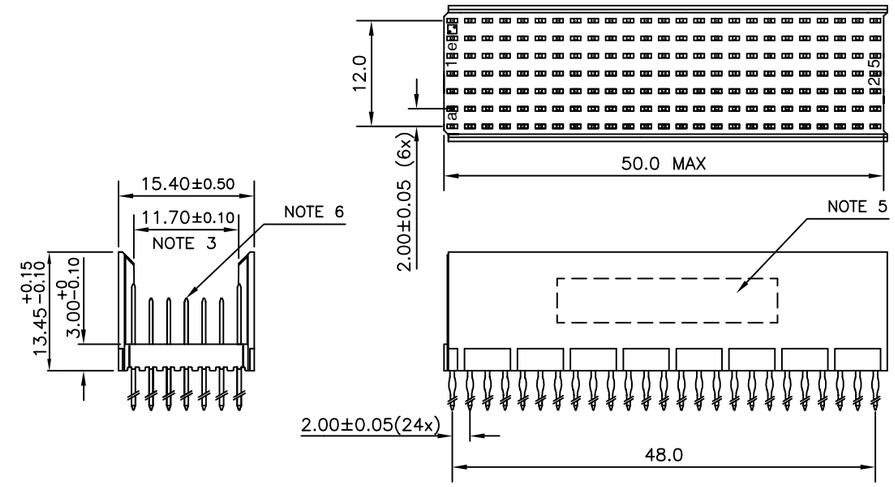

CONTACT OVERVIEW

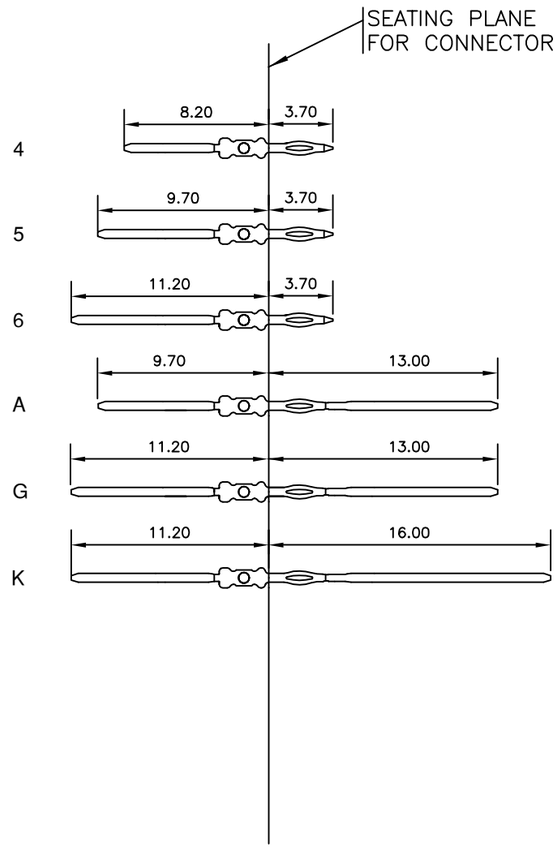

LAY-OUT P.C.B.-HOLE

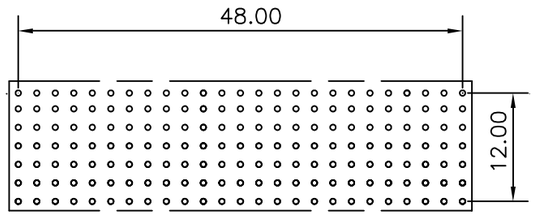

HM2P08PNH3W5

LEAD FREE INDICATOR : LF = LEAD FREE (DIGIT 15 & 16)

PLATING CODE (DIGIT 13 AND 14) (REF DRW NO. BS,C , 201844 , 003)

NOTES

1. THIS PRODUCT IS CSA APPROVED.
2. THIS PRODUCT IS UL RECOGNIZED.
3. MEASURED AT THE BOTTOM.
4. MATERIAL CONTACT: PHOSPHORBRONZE
   HOUSING: CREAM WHITE GLASS FILLED POLYESTER UL-94V0
5. CONNECTOR PRINTED WITH P/N AND DATE CODE.
6. FOR ACTUAL CONTACT LOADINGS, SEE LOADING PATTERN MATING SIDE.
7. SHAPE OF CONNECTOR HOUSING CAN ALTER DEPENDING ON PRODUCTION LOCATION
8. THE PRODUCT (LF) MEETS EUROPEAN UNION DIRECTIVES AND OTHER COUNTRY REGULATIONS AS DESCRIBED IN GS-22-008
9. FOR RECOMMENDED PTH DIMENSIONS REFER DRAWING : BS, A , 201572 , 001

CATALOG NO: HM2P08PNH3W5----

mat'l. code SEE NOTE 4				surface ISO 1302	tolerance ISO 406 ISO 1101	projection	product family MILLIPACS
ltr	ecn no	dr	date	tolerances unless otherwise specified			title
A	I06-0070	MINI	07/062006	angles 0°±1°	linear .0±0.2 / .00±0.1 / .000±.00X	MM	MPACS 5+2R STR HDR PF CONN TYPE B
				dr	MINI K VANDANATH	07/062006	scale –
				engr	BIJU K PAUL	07/062006	dwg no BS, C ,203028, 707 — sheet 1 of 1 — size A3
				chr	BIJU K PAUL	07/062006	type Product Customer Drawing
				appd	K SOMASUNDARAM	07/062006	
sheet index	revision	A					
	sheet	1					

FCIconnect.com
Copyright FCI
form: A3

PDM: Rev:A STATUS:Released Printed: Dec 04, 2007