

Contact insert - HC-DD24-I-CT-F - 1584046

Please be informed that the data shown in this PDF Document is generated from our Online Catalog. Please find the complete data in the user's documentation. Our General Terms of Use for Downloads are valid (<http://phoenixcontact.com/download>)




HEAVYCON female insert, DD24 series, 24-pos., crimp connection

Why buy this product

- ✔ Can be used in rail vehicles, satisfy DIN EN 45545-2 with requirement sets R22, R23, and R24 in hazard levels HL1, HL2, and HL3.



Key Commercial Data

Packing unit	1 STK
GTIN	 4 046356 133357
GTIN	4046356133357

Technical data

General

Note	For HEAVYCON ADVANCE and HEAVYCON housing of B6 type, crimp contacts CK 1,6-ED (crimp contacts not included in the scope of supply). Plug-in connections may only be operated only when there is no load/voltage.
Connection method	Crimp connection
Degree of pollution	3
Overvoltage category	III
Number of positions	24+PE
Insertion/withdrawal cycles	≥ 500
Size	B6
Contact numbering	1 - 24
Conductor cross section	0.14 mm ² ... 2.5 mm ²
Connection cross section AWG	26 ... 14
Stripping length of the individual wire	8 mm (0.14 ... 1.5 mm ²) 6 mm (2.5 mm ²)
Assembly instructions	-Housing heights with h ≥ 72 mm are recommended in the case of a large number of wires.

Contact insert - HC-DD24-I-CT-F - 1584046

Technical data

General

	-Use of HC-CST (1676857) coding pins and HC-CBU (1676860) coding sockets has been prescribed.
Connection	Connectors may be plugged in only when there is no load/voltage.

Ambient conditions

Ambient temperature (operation)	-40 °C ... 125 °C (including heating up of contacts)
---------------------------------	--

Material data

Contact material	Copper alloy
Contact surface material	Ag (alternatively Au)
Contact carrier material	PC
Standards/regulations	PC: Fire protection in rail vehicles - requirement sets R22, R23, and R24 acc. to DIN EN 45545-2 (Risk level HL1 - HL3)

Electrical characteristics

Rated voltage (III/3)	250 V
Rated surge voltage	4 kV
Rated current	10 A

Standards and Regulations

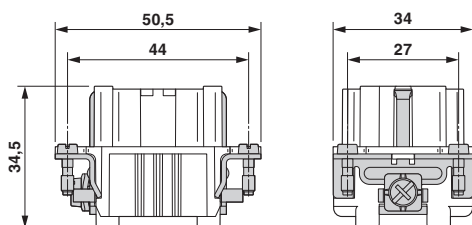
Connection in acc. with standard	CSA
Constructional and testing regulations	DIN VDE 0627/86
	DIN VDE 0110/02.79
	DIN VDE 0110-1/04.97
	IEC 60664-1, DIN IEC 60512
	IEC 60352
Flammability rating according to UL 94	V0

Environmental Product Compliance

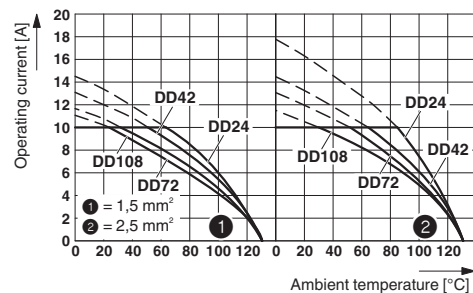
China RoHS	Environmentally friendly use period: unlimited = EFUP-e
	No hazardous substances above threshold values

Drawings

Dimensional drawing



Diagram

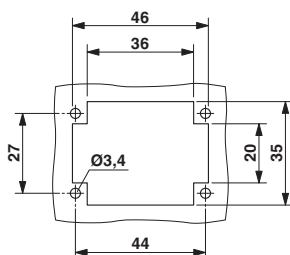


Female insert

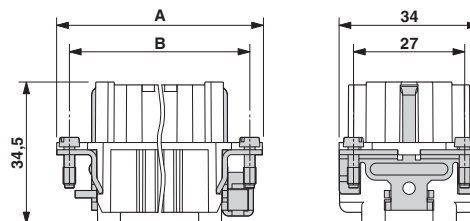
Derating diagram

Contact insert - HC-DD24-I-CT-F - 1584046

Dimensional drawing

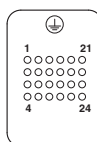


Dimensional drawing



Mounting cutout when used without housing

Schematic diagram



Connector pin assignment, connection side

Approvals

Approvals

Approvals

CSA / UL Recognized / cUL Recognized / GL / EAC / cULus Recognized

Ex Approvals

Approval details


CSA		http://www.csagroup.org/services-industries/product-listing/	013631_6233_01
Nominal voltage UN	250 V		
Nominal current IN	7 A		
mm ² /AWG/kcmil	26-14		

UL Recognized		http://database.ul.com/cgi-bin/XYV/template/LISEXT/1FRAME/index.htm	FILE E 118976
Nominal voltage UN	250 V		

Contact insert - HC-DD24-I-CT-F - 1584046

Approvals

Nominal current IN	10 A
mm ² /AWG/kcmil	14

cUL Recognized		http://database.ul.com/cgi-bin/XYV/template/LISEXT/1FRAME/index.htm	FILE E 118976
Nominal voltage UN	250 V		
Nominal current IN	7 A		
mm ² /AWG/kcmil	14		

GL		http://exchange.dnv.com/tari/	6196614 HH
----	---	---	------------

EAC			RU C- DE.AI30.B.01102
-----	---	--	--------------------------

cULus Recognized		http://database.ul.com/cgi-bin/XYV/template/LISEXT/1FRAME/index.htm	
------------------	---	---	--

Phoenix Contact 2018 © - all rights reserved
<http://www.phoenixcontact.com>

PHOENIX CONTACT GmbH & Co. KG
 Flachsmarktstr. 8
 32825 Blomberg
 Germany
 Tel. +49 5235 300
 Fax +49 5235 3 41200
<http://www.phoenixcontact.com>